



# FINA/ARENA Swimming World Cup 2011

DUBAI STOCKHOLM MOSCOW BERLIN SINGAPORE BEIJING TOKYO

18-19 October 2011

**Event 2**  
18 OCT 2011

Men's 100m Freestyle  
100m Nage Libre Hommes

Heats  
Séries



## Results Summary

Synthèse des résultats

	Record	Split	Name	NOC Code	Location	Date
<b>WR</b>	44.94	21.72	LEVEAUX Amaury	FRA	Rijeka (CRO)	13 DEC 2008
<b>WC</b>	45.46	21.64	ABOOD Matthew	AUS	Singapore (SIN)	21 NOV 2009

Heats Event No. 2

Rank	Heat	Lane	Name	Date of Birth	NOC Code	R.T.	50m	Time	FINA Points
1	5	4	LOBINTSEV Nikita	21 NOV 1988	RUS	0.77	23.24	<b>47.85</b> 24.61	828 Q
2	4	5	HAYDEN Brent	21 OCT 1983	CAN	0.66	23.20	<b>48.20</b> 25.00	810 Q
3	5	6	SULLIVAN Eamon	30 AUG 1985	AUS	0.66	23.09	<b>48.32</b> 25.23	804 Q
4	5	5	FESIKOV Sergei	21 JAN 1989	RUS	0.72	23.37	<b>48.47</b> 25.10	797 Q
5	6	6	VENANCIO Tiago	19 JUL 1987	POR	0.74	23.68	<b>48.65</b> 24.97	788 Q
6	4	3	SUKHORUKOV Alexander	22 FEB 1988	RUS	0.71	23.70	<b>48.68</b> 24.98	786 Q
7	4	4	ABOOD Matthew	28 JUL 1986	AUS	0.74	23.26	<b>48.86</b> 25.60	778 Q
8	6	5	LAGUNOV Evgeny	14 DEC 1985	RUS	0.70	23.74	<b>48.96</b> 25.22	773 Q
9	6	7	LOBUZOV Artem	25 JAN 1991	RUS	0.63	23.96	<b>49.17</b> 25.21	763
10	5	1	SHI Yang	4 JAN 1989	CHN	0.64	23.56	<b>49.21</b> 25.65	761
11	6	4	PHELPS Michael	30 JUN 1985	USA	0.72	23.97	<b>49.30</b> 25.33	757
12	6	3	GRECHIN Andrey	21 OCT 1987	RUS	0.74	24.04	<b>49.34</b> 25.30	755
13	4	2	TIKHOBAEV Oleg	26 JUL 1990	RUS	0.68	23.59	<b>49.41</b> 25.82	752
14	5	7	MACHEKIN Artyom	20 JAN 1991	BLR	0.67	24.09	<b>49.44</b> 25.35	751
15	4	1	ARBUZOV Andrey	29 OCT 1989	RUS	0.69	23.59	<b>49.47</b> 25.88	749
16	3	3	PRUDNIKOV Viacheslav	31 OCT 1993	RUS	0.72	24.04	<b>49.57</b> 25.53	745
17	4	8	SHUMAYLOV Alexander	2 JUN 1991	RUS	0.71	24.31	<b>50.02</b> 25.71	725
18	4	7	ERMAKOV Dmitry	7 FEB 1993	RUS	0.74	24.28	<b>50.04</b> 25.76	724
19	6	2	SHI Tengfei	5 OCT 1988	CHN	0.77	24.23	<b>50.08</b> 25.85	722
20	4	6	SYRNIKOV Vitaly	10 APR 1991	RUS	0.69	24.15	<b>50.15</b> 26.00	719
21	6	8	TIMATKOV Boris	21 APR 1986	RUS	0.73	24.51	<b>50.16</b> 25.65	719
22	3	5	KLYUKIN Aleksandr	27 JAN 1993	RUS	0.68	24.26	<b>50.41</b> 26.15	708
23	2	2	KULESHOV Dmitry	16 JUN 1993	RUS	0.72	24.03	<b>50.51</b> 26.48	704
23	3	4	SUSHCHIK Volodymir	1 JAN 1994	UKR	0.69	24.32	<b>50.51</b> 26.19	704
25	5	8	ANDRUSENKO Viacheslav	14 MAY 1992	RUS	0.72	24.27	<b>50.67</b> 26.40	697

Timing & Data Handling by OMEGA





# FINA/ARENA Swimming World Cup 2011

DUBAI STOCKHOLM MOSCOW BERLIN SINGAPORE BEIJING TOKYO

18-19 October 2011

Event 2  
18 OCT 2011

Men's 100m Freestyle  
100m Nage Libre Hommes

Heats  
Séries



Heats Event No. 2

Rank	Heat	Lane	Name	Date of Birth	NOC Code	R.T.	50m	Time	FINA Points
26	6	1	HORIHATA Yuya	30 JUL 1990	JPN	0.70	24.45	<b>50.73</b> 26.28	695
27	2	6	ILIN Andrey	6 MAY 1989	AZE	0.74	24.61	<b>50.81</b> 26.20	691
28	3	6	STEPANOV Anton	13 JUN 1985	RUS	0.72	24.76	<b>50.82</b> 26.06	691
29	5	2	STJEPANOVIC Velimir	7 AUG 1993	SRB	0.64	24.07	<b>50.90</b> 26.83	688
30	3	1	JONSSON Jesper	13 JAN 1993	SWE	0.75	24.78	<b>50.92</b> 26.14	687
31	3	2	KITAEV Nikita	1 AUG 1993	RUS	0.62	24.43	<b>51.07</b> 26.64	681
32	2	5	EFREMOV Fedor	25 MAY 1987	RUS	0.77	24.47	<b>51.23</b> 26.76	675
33	3	8	VEDERNIKOV Vladislav	1 JAN 1991	UKR	0.72	24.50	<b>51.26</b> 26.76	673
34	3	7	ATSAPKIN Alexey	24 JAN 1992	RUS	0.73	25.32	<b>51.33</b> 26.01	671
35	2	7	GROSHEV Sergey	15 MAR 1993	RUS	0.77	25.16	<b>51.50</b> 26.34	664
36	5	3	PUNINSKI Alexei	11 JAN 1985	CRO	0.70	24.10	<b>51.51</b> 27.41	664
37	2	3	KOLOYAN Mikayel	21 JUN 1983	ARM	0.76	25.27	<b>51.81</b> 26.54	652
38	2	8	YONG Jerryl	23 FEB 1996	SIN	0.63	25.31	<b>53.87</b> 28.56	580
39	2	1	NG Jia Hui Mattias	13 FEB 1993	SIN	0.63	26.06	<b>53.95</b> 27.89	577
40	1	6	MKHITARYAN Vahan	16 AUG 1996	ARM	0.78	26.75	<b>54.33</b> 27.58	565
41	2	4	SORAK Stefan	26 MAR 1992	SRB	0.69	25.71	<b>54.35</b> 28.64	565
42	1	4	BANDURYAN Harutyun	1 JAN 1994	ARM	0.69	26.45	<b>55.04</b> 28.59	544
43	1	7	TALEB Ben	15 SEP 1995	ALG	0.72	27.09	<b>55.67</b> 28.58	526
44	1	2	MARTOYAN Narek	1 JAN 1993	ARM	0.87	26.86	<b>55.99</b> 29.13	517
45	1	5	AL HAMADI Hussain Mohammed	5 DEC 1994	UAE	0.65	27.48	<b>57.88</b> 30.40	468
46	1	3	MOHAMED Khalifa Jumaa	7 MAY 1987	UAE	0.92	28.74	<b>59.76</b> 31.02	425

#### LEGEND

Q Qualified for the next phase      R.T. Reaction time

Timing & Data Handling by OMEGA





# FINA/ARENA Swimming World Cup 2011

DUBAI STOCKHOLM MOSCOW BERLIN SINGAPORE BEIJING TOKYO

18-19 October 2011

**Event 3**  
18 OCT 2011

**Women's 200m Freestyle**  
200m Nage Libre Femmes

Heats  
Séries



## Results Summary

Synthèse des résultats

	Record	Splits			Name	NOC Code	Location	Date
<b>WR</b>	1:51.17	26.58	54.84	1:23.09	PELLEGRINI Federica	ITA	Istanbul (TUR)	13 DEC 2009
<b>WC</b>	1:52.42	26.62	55.55	1:23.95	HEEMSKERK Femke	NED	Berlin (GER)	30 OCT 2010

### Heats

Event No. 3

Rank	Heat	Lane	Name	Date of Birth	NOC Code	R.T.	50m	100m	150m	Time	FINA Points
1	3	4	SCHMITT Allison	7 JUN 1990	USA	0.82	28.14	57.58	1:27.57	<b>1:57.09</b>	855 Q
								29.44	29.99	29.52	
2	1	5	CHENAULT Chelsea	19 OCT 1994	USA	0.80	27.70	57.20	1:27.18	<b>1:57.14</b>	854 Q
								29.50	29.98	29.96	
3	2	4	FRANKLIN Melissa	10 MAY 1995	USA	0.80	27.00	56.65	1:27.02	<b>1:57.32</b>	850 Q
								29.65	30.37	30.30	
4	3	2	SIMONOVA Vitalina	18 SEP 1992	RUS	0.80	27.22	57.17	1:27.93	<b>1:59.13</b>	812 Q
								29.95	30.76	31.20	
5	3	5	GUO Junjun	2 JAN 1991	CHN	0.71	28.46	58.41	1:29.07	<b>1:59.53</b>	804 Q
								29.95	30.66	30.46	
6	1	4	POPOVA Veronika	20 JAN 1991	RUS	0.72	28.06	58.56	1:29.09	<b>1:59.55</b>	804 Q
								30.50	30.53	30.46	
7	3	6	ANDREEVA Victoria	21 JUN 1992	RUS	0.80	28.16	58.53	1:29.34	<b>2:00.24</b>	790 Q
								30.37	30.81	30.90	
8	2	6	YUSKOVA Ksenia	8 JUN 1996	RUS	0.85	28.28	58.74	1:30.12	<b>2:00.50</b>	785 Q
								30.46	31.38	30.38	
9	2	5	NEAL Lia	13 FEB 1995	USA	0.71	28.05	58.68	1:29.98	<b>2:00.59</b>	783
								30.63	31.30	30.61	
10	1	3	VOLODINA Kira	14 MAR 1986	RUS	0.73	27.84	57.89	1:29.05	<b>2:00.60</b>	783
								30.05	31.16	31.55	
11	2	3	BELYAKINA Daria	16 NOV 1986	RUS	0.78	28.67	59.00	1:30.06	<b>2:00.95</b>	776
								30.33	31.06	30.89	
12	3	3	MALYUTINA Victoria	30 APR 1990	RUS	0.72	28.24	58.38	1:29.32	<b>2:01.10</b>	773
								30.14	30.94	31.78	
13	1	7	BABAEVA Ekaterina	8 FEB 1990	RUS	0.94	28.74	59.89	1:31.53	<b>2:02.33</b>	750
								31.15	31.64	30.80	
14	1	2	SERKO Elena	13 SEP 1995	RUS	0.73	28.70	59.09	1:30.76	<b>2:02.58</b>	745
								30.39	31.67	31.82	
15	2	2	SHAPOVALOVA Elena	22 FEB 1989	RUS	0.89	29.40	1:00.62	1:32.67	<b>2:04.44</b>	712
								31.22	32.05	31.77	
16	3	7	KOLOBOVA Olga	17 FEB 1989	RUS	0.79	28.71	1:00.34	1:32.79	<b>2:05.18</b>	700
								31.63	32.45	32.39	
17	3	1	FEDOREEVA Yulia	28 AUG 1994	RUS	0.67	28.77	1:00.02	1:32.93	<b>2:05.35</b>	697
								31.25	32.91	32.42	
18	2	7	KOROLKOVA Elizaveta	5 MAY 1998	RUS	0.83	28.80	59.69	1:32.29	<b>2:05.55</b>	694
								30.89	32.60	33.26	
19	2	1	CHAN Nur Marina	24 DEC 1997	SIN	0.70	29.91	1:02.62	1:36.24	<b>2:09.20</b>	637
								32.71	33.62	32.96	
20	1	1	AUSTIN Gabriella	14 JUN 1995	NZL	0.75	29.83	1:02.56	1:36.80	<b>2:11.62</b>	602
								32.73	34.24	34.82	
	1	6	NESTEROVA Margarita	20 SEP 1989	RUS					<b>DNS</b>	

#### LEGEND

DNS Did not start

Q Qualified for the next phase

R.T. Reaction time

## Timing & Data Handling by OMEGA





# FINA/ARENA Swimming World Cup 2011

DUBAI STOCKHOLM MOSCOW BERLIN SINGAPORE BEIJING TOKYO

18-19 October 2011

**Event 4**  
18 OCT 2011

**Men's 50m Breaststroke**  
50m Brasse Hommes

Heats  
Séries



## Results Summary

Synthèse des résultats

	Record	Name	NOC Code	Location	Date
<b>WR</b>	25.25	VAN DEN BURGH Cameron	RSA	Berlin (GER)	14 NOV 2009
<b>WC</b>	25.25	VAN DEN BURGH Cameron	RSA	Berlin (GER)	14 NOV 2009

Heats

Event No. 4

Rank	Heat	Lane	Name	Date of Birth	NOC Code	R.T.	Time	FINA Points
1	1	4	LI Xiayan	17 DEC 1989	CHN	0.71	<b>26.86</b>	830 Q
2	2	4	GEYBEL Sergey	25 OCT 1981	RUS	0.69	<b>27.28</b>	792 Q
3	3	4	LAKHTYUKHOV Stanislav	18 APR 1987	RUS	0.73	<b>27.40</b>	782 Q
4	3	7	GOLOVIN Igor	19 MAY 1989	RUS	0.70	<b>27.56</b>	769 Q
5	1	5	NIKOLAEV Andrey	26 APR 1992	RUS	0.69	<b>27.79</b>	750 Q
6	3	5	KOCH Marco	25 JAN 1990	GER	0.70	<b>27.86</b>	744 Q
7	2	5	KORNFELD Paul	19 APR 1987	CAN	0.64	<b>28.01</b>	732 Q
8	3	2	MITROFANOV Denis	1 SEP 1992	RUS	0.76	<b>28.08</b>	727 Q
9	1	3	BROWN Michael	5 MAY 1984	CAN	0.71	<b>28.21</b>	717
9	1	6	CHEKULAEV Yury	12 APR 1991	RUS	0.72	<b>28.21</b>	717
11	2	2	CHOI Kyuwoong	29 MAY 1990	KOR	0.66	<b>28.28</b>	711
12	2	6	KRIVASHEEV Denis	9 MAY 1987	RUS	0.72	<b>28.42</b>	701
13	3	6	UTEKHIN Oleg	24 MAY 1994	RUS	0.71	<b>28.48</b>	696
14	2	1	FALKO Grigory	9 MAY 1987	RUS	0.74	<b>28.55</b>	691
15	1	2	STRELNIKOV Kirill	29 MAY 1992	RUS	0.74	<b>28.64</b>	685
16	2	8	BABASHNIOU Kiryl	1 JAN 1989	BLR	0.74	<b>28.97</b>	662
17	2	7	ZANKO Vsevolod	30 JUL 1995	RUS	0.75	<b>29.12</b>	651
17	3	3	LOBANOV Anton	1 SEP 1992	RUS	0.75	<b>29.12</b>	651
19	1	7	SKAGIUS Johannes	10 FEB 1995	SWE	0.72	<b>29.59</b>	621
20	3	1	VAIMANN Timo	7 DEC 1992	EST	0.70	<b>29.75</b>	611
21	1	1	GHAZARYAN Vahe	1 JAN 1992	ARM	0.88	<b>32.29</b>	478
22	3	8	TALEB Ben	15 SEP 1995	ALG	0.73	<b>34.04</b>	408
	2	3	SNYDERS Glenn	7 APR 1987	NZL		<b>DNS</b>	

### LEGEND

DNS Did not start

Q Qualified for the next phase

R.T. Reaction time

**Timing & Data Handling by OMEGA**



## Results Summary

Synthèse des résultats

	Record	Split	Name	NOC Code	Location	Date
<b>WR</b>	1:02.70	30.08	SONI Rebecca	USA	Manchester (GBR)	19 DEC 2009
<b>WC</b>	1:03.00	30.05	JONES Leisel	AUS	Berlin (GER)	14 NOV 2009

### Heats Event No. 5

Rank	Heat	Lane	Name	Date of Birth	NOC Code	R.T.	50m	Time	FINA Points
1	1	5	ARTEMYEVA Valentina	8 DEC 1986	RUS	0.65	31.34	<b>1:07.02</b> 35.68	818 Q
2	1	6	KIM Hye Jin	3 MAY 1994	KOR	0.71	31.94	<b>1:07.85</b> 35.91	789 Q
3	1	4	SUN Ye	15 JAN 1989	CHN	0.72	32.24	<b>1:07.90</b> 35.66	787 Q
4	3	5	WATANABE Kanako	15 NOV 1996	JPN	0.72	32.70	<b>1:08.12</b> 35.42	779 Q
5	3	6	KALASHNIKOVA Vera	14 SEP 1992	RUS	0.77	32.34	<b>1:08.13</b> 35.79	779 Q
6	2	5	DEEVA Daria	2 SEP 1990	RUS	0.67	32.41	<b>1:08.15</b> 35.74	778 Q
7	3	4	MORNINGSTAR Erica	3 MAR 1989	CAN	0.77	32.23	<b>1:08.35</b> 36.12	771 Q
8	2	3	KROPP Andrea	25 JUN 1993	USA	0.70	32.65	<b>1:08.36</b> 35.71	771 Q
9	2	1	UYMENOVA Ekaterina	12 FEB 1986	RUS	0.72	32.15	<b>1:08.63</b> 36.48	762
10	2	4	PIERSE Annamay	5 DEC 1983	CAN	0.74	32.50	<b>1:08.67</b> 36.17	761
11	2	7	CHAUN Anastasia	11 SEP 1988	RUS	0.71	33.23	<b>1:08.73</b> 35.50	759
12	3	3	BAKLAKOVA Ekaterina	19 MAR 1992	RUS	0.77	32.21	<b>1:08.79</b> 36.58	757
13	1	3	GERASKINA Natalia	9 FEB 1990	RUS	0.70	33.00	<b>1:09.23</b> 36.23	742
14	2	6	MAARTENSSON Elin	9 SEP 1993	SWE	0.68	33.02	<b>1:09.24</b> 36.22	742
15	3	2	JEONG Darae	2 DEC 1991	KOR	0.83	33.09	<b>1:09.45</b> 36.36	735
16	3	7	NOVIKOVA Irina	20 APR 1995	RUS	0.69	33.23	<b>1:09.62</b> 36.39	730
17	1	7	VINOKURENKOVA Natalia	23 JUN 1983	RUS	0.80	32.84	<b>1:09.63</b> 36.79	730
18	1	2	BACK Su Yeon	1 JUL 1991	KOR	0.84	33.26	<b>1:09.88</b> 36.62	722
19	2	2	BURDINA Ekaterina	2 MAY 1992	RUS	0.83	32.97	<b>1:10.73</b> 37.76	696
20	1	1	NIKOLAEVA Dorida	31 JAN 1995	RUS	0.73	33.83	<b>1:10.74</b> 36.91	696
21	2	8	VOLKOVA Irina	3 APR 1995	RUS	0.78	33.98	<b>1:11.33</b> 37.35	679
22	3	1	ARZHAKHOUSKAYA Tatsiana	29 JAN 1988	BLR	0.76	33.68	<b>1:12.11</b> 38.43	657
23	3	8	GOLOFEEVA Diana	18 FEB 1994	RUS	0.78	34.11	<b>1:12.14</b> 38.03	656

#### LEGEND

Q Qualified for the next phase      R.T. Reaction time

Timing & Data Handling by OMEGA



# FINA/ARENA Swimming World Cup 2011

DUBAI STOCKHOLM MOSCOW BERLIN SINGAPORE BEIJING TOKYO

18-19 October 2011

**Event 7**  
18 OCT 2011

**Women's 100m Butterfly**  
100m Papillon Femmes

Heats  
Séries



## Results Summary

Synthèse des résultats

	Record	Split	Name	NOC Code	Location	Date
<b>WR</b>	55.05	25.49	BUI DUYET Diane	FRA	Istanbul (TUR)	12 DEC 2009
<b>WC</b>	55.46	26.05	GALVEZ Felicity	AUS	Stockholm (SWE)	10 NOV 2009

Heats Event No. 7

Rank	Heat	Lane	Name	Date of Birth	NOC Code	R.T.	50m	Time	FINA Points
1	3	4	ALSHAMMAR Therese	26 AUG 1977	SWE	0.66	26.55	<b>58.12</b> 31.57	849 Q
2	2	4	LU Ying	22 JAN 1989	CHN	0.69	26.99	<b>58.35</b> 31.36	839 Q
3	2	3	UGOLKOVA Maria	18 JUL 1989	RUS	0.71	27.67	<b>59.12</b> 31.45	807 Q
4	1	4	LYAZEVA Anastasia	4 FEB 1992	RUS	0.65	27.63	<b>59.35</b> 31.72	798 Q
5	3	5	BESPALOVA Irina	31 MAY 1981	RUS	0.75	27.88	<b>59.41</b> 31.53	795 Q
6	2	5	GONG Jie	1 JUN 1991	CHN	0.85	28.09	<b>59.92</b> 31.83	775 Q
7	1	5	POPOVA Veronika	20 JAN 1991	RUS	0.75	28.80	<b>1:00.68</b> 31.88	746 Q
8	3	3	SCHREIBER Daniela	26 JUN 1989	GER	0.85	28.16	<b>1:00.72</b> 32.56	745 Q
9	1	3	CHOI Hye Ra	20 MAY 1991	KOR	0.82	28.67	<b>1:00.81</b> 32.14	741
10	3	1	CHENAULT Chelsea	19 OCT 1994	USA	0.78	29.15	<b>1:01.43</b> 32.28	719
11	1	6	KISELEVA Anna	9 JAN 1989	RUS	0.74	28.94	<b>1:01.44</b> 32.50	719
12	3	7	VLADYKINA Vasilisa	23 JAN 1987	RUS	0.75	27.76	<b>1:01.46</b> 33.70	718
13	2	6	MANTSEVA Yulia	7 JUN 1988	RUS	0.82	29.00	<b>1:01.47</b> 32.47	718
14	2	2	KOCHETKOVA Kristina	27 JAN 1993	RUS	0.84	29.00	<b>1:01.61</b> 32.61	713
15	3	6	TCVETKOVA Daria	29 AUG 1995	RUS	0.70	28.71	<b>1:01.64</b> 32.93	712
16	2	8	KOLOTUSHKINA Valeriya	6 JUN 1996	RUS	0.74	28.60	<b>1:01.68</b> 33.08	710
17	3	8	KROPP Andrea	25 JUN 1993	USA	0.70	29.24	<b>1:01.73</b> 32.49	709
18	3	2	FILATOVA Sofia	20 OCT 1992	RUS	0.72	28.61	<b>1:01.74</b> 33.13	708
19	1	2	BELOVA Daria	3 JUN 1990	RUS	0.75	29.12	<b>1:02.09</b> 32.97	696
20	2	7	POLYAKOVA Anna	13 OCT 1986	RUS	0.80	29.11	<b>1:02.79</b> 33.68	673
21	2	1	FEDOREEVA Yulia	28 AUG 1994	RUS	0.72	29.76	<b>1:02.87</b> 33.11	671
22	1	1	LARINA Julia	13 APR 1996	RUS	0.82	29.61	<b>1:03.16</b> 33.55	662
23	1	8	NASRETDINOVA Rozaliya	10 FEB 1997	RUS	0.77	28.95	<b>1:03.63</b> 34.68	647

### LEGEND

Q Qualified for the next phase      R.T. Reaction time

## Timing & Data Handling by OMEGA







# FINA/ARENA Swimming World Cup 2011

DUBAI STOCKHOLM MOSCOW BERLIN SINGAPORE BEIJING TOKYO

18-19 October 2011

**Event 7**  
18 OCT 2011

Women's 100m Butterfly  
100m Papillon Femmes

Heats  
Séries



Heats Event No. 7

Rank	Heat	Lane	Name	Date of Birth	NOC Code	R.T.	50m	Time	FINA Points
24	1	7	GRINBERG Kristina	23 JUN 1995	RUS	0.80	30.22	1:04.76 34.54	614

**Timing & Data Handling by OMEGA**





# FINA/ARENA Swimming World Cup 2011

DUBAI STOCKHOLM MOSCOW BERLIN SINGAPORE BEIJING TOKYO

18-19 October 2011

**Event 8**  
18 OCT 2011

**Men's 100m Backstroke**  
100m Dos Hommes

Heats  
Séries



## Results Summary

Synthèse des résultats

	Record	Split	Name	NOC Code	Location	Date
<b>WR</b>	48.94	23.37	THOMAN Nicholas	USA	Manchester (GBR)	18 DEC 2009
<b>WC</b>	49.29	23.27	MARSHALL Peter	USA	Stockholm (SWE)	10 NOV 2009

Heats Event No. 8

Rank	Heat	Lane	Name	Date of Birth	NOC Code	R.T.	50m	Time	FINA Points
1	1	5	CHENG Feiyi	6 JAN 1991	CHN	0.54	24.95	<b>52.51</b> 27.56	809 Q
2	2	4	DUBOVSKOY Artem	18 APR 1990	RUS	0.66	25.84	<b>52.89</b> 27.05	792 Q
3	1	4	MAKOV Sergey	3 SEP 1985	RUS	0.70	25.79	<b>53.02</b> 27.23	786 Q
4	2	5	ANCHIN Anton	30 JAN 1990	RUS	0.73	26.19	<b>53.59</b> 27.40	761 Q
5	2	6	MELNIKOV Vitaly	20 MAR 1990	RUS	0.58	25.30	<b>53.76</b> 28.46	754 Q
6	3	4	BORISOV Vitaly	1 SEP 1990	RUS	0.57	26.64	<b>54.49</b> 27.85	724 Q
7	3	5	NOSKOV Mikhail	27 OCT 1986	RUS	0.66	25.89	<b>54.55</b> 28.66	722 Q
8	1	3	TO Kenneth	7 JUL 1992	AUS	0.63	25.74	<b>54.67</b> 28.93	717 Q
9	3	3	PEBLEY Jacob	17 SEP 1993	USA	0.68	26.92	<b>54.68</b> 27.76	716
10	3	7	BARANETS Oleksandr	1 JAN 1987	UKR	0.73	26.63	<b>55.04</b> 28.41	703
11	3	6	KOSMYNIN Pavel	25 APR 1991	RUS	0.69	26.45	<b>55.11</b> 28.66	700
12	2	2	CHESNOKOV Pavel	19 MAY 1990	RUS	0.70	26.98	<b>55.57</b> 28.59	683
13	3	2	STEPIN Alexey	28 APR 1992	RUS	0.59	27.04	<b>55.86</b> 28.82	672
14	1	7	STEPANENKO Dmitry	5 JAN 1994	RUS	0.67	27.07	<b>56.02</b> 28.95	666
15	1	2	TAMARKIN Andrey	16 AUG 1988	RUS	0.75	26.97	<b>56.03</b> 29.06	666
16	1	6	SOROKIN Igor	28 JAN 1994	RUS	0.64	27.00	<b>56.18</b> 29.18	661
17	2	7	KOVALENKO Denis	10 AUG 1992	RUS	0.71	27.00	<b>56.35</b> 29.35	655
18	2	3	RYBIN Rustam	27 APR 1989	RUS	0.68	27.37	<b>57.17</b> 29.80	627
19	3	1	VORZHEV Maxim	27 OCT 1993	RUS	0.61	27.68	<b>57.90</b> 30.22	603
20	2	1	HUNANYAN Davit	18 SEP 1996	ARM	0.60	28.40	<b>59.04</b> 30.64	569

### LEGEND

Q Qualified for the next phase      R.T. Reaction time

**Timing & Data Handling by OMEGA**







# FINA/ARENA Swimming World Cup 2011

DUBAI STOCKHOLM MOSCOW BERLIN SINGAPORE BEIJING TOKYO

18-19 October 2011

**Event 9**  
18 OCT 2011

Women's 50m Backstroke  
50m Dos Femmes

Heats  
Séries



## Results Summary

Synthèse des résultats

	Record	Name	NOC Code	Location	Date
<b>WR</b>	25.70	JOVANOVIC Sanja	CRO	Istanbul (TUR)	12 DEC 2009
<b>WC</b>	25.82	ZHAO Jing	CHN	Stockholm (SWE)	10 NOV 2009

Heats

Event No. 9

Rank	Heat	Lane	Name	Date of Birth	NOC Code	R.T.	Time	FINA Points
1	3	4	GOH Rachel	14 APR 1986	AUS	0.67	<b>27.36</b>	828 Q
2	2	4	ZUEVA Anastasia	8 MAY 1990	RUS	0.73	<b>27.59</b>	808 Q
3	1	4	MOSKVINA Kseniya	29 MAY 1989	RUS	0.68	<b>28.15</b>	760 Q
3	2	5	PAPUSHA Alexandra	5 APR 1993	RUS	0.62	<b>28.15</b>	760 Q
5	3	5	NESTEROVA Margarita	20 SEP 1989	RUS	0.62	<b>28.30</b>	748 Q
6	3	3	KVALEVA Aliaksandra	7 MAY 1990	BLR	0.66	<b>28.46</b>	736 Q
7	2	3	GROMOVA Maria	28 FEB 1988	RUS	0.70	<b>28.75</b>	714 Q
8	3	2	KLYUCHNIKOVA Olga	1 SEP 1989	RUS	0.84	<b>28.87</b>	705 Q
9	2	2	VINYUKOVA Nadezhda	20 JUN 1996	RUS	0.71	<b>28.97</b>	698
10	1	3	KHAN Mariya	23 APR 1992	RUS	0.72	<b>29.31</b>	674
11	2	6	KUDINOVA Ekaterina	26 JAN 1995	RUS	0.69	<b>29.33</b>	672
12	3	7	CHUDNOVA Tatiana	3 DEC 1996	RUS	0.58	<b>29.34</b>	672
13	1	6	LEBEDZEVA Kseniya	31 JAN 1991	BLR	0.74	<b>29.82</b>	640
14	1	2	SUYAZOVA Alla	30 DEC 1991	RUS	0.71	<b>30.07</b>	624
15	3	6	LINDBORG Ida	13 JUN 1994	SWE	0.65	<b>30.14</b>	619
16	2	7	AUSTIN Gabriella	14 JUN 1995	NZL	0.66	<b>31.32</b>	552
17	1	7	BARSEGHYAN Anahit	3 MAR 1994	ARM	0.62	<b>31.75</b>	530

### LEGEND

Q Qualified for the next phase

R.T. Reaction time

**Timing & Data Handling by OMEGA**





# FINA/ARENA Swimming World Cup 2011

DUBAI STOCKHOLM MOSCOW BERLIN SINGAPORE BEIJING TOKYO

18-19 October 2011

**Event 10**  
18 OCT 2011

Men's 200m Butterfly  
200m Papillon Hommes

Heats  
Séries



## Results Summary

Synthèse des résultats

	Record	Splits			Name	NOC Code	Location	Date
<b>WR</b>	1:49.11	24.80	53.43	1:20.24	ALMEIDA Kaio	BRA	Stockholm (SWE)	10 NOV 2009
<b>WC</b>	1:49.11	24.80	53.43	1:20.24	ALMEIDA Kaio	BRA	Stockholm (SWE)	10 NOV 2009

### Heats

Event No. 10

Rank	Heat	Lane	Name	Date of Birth	NOC Code	R.T.	50m	100m	150m	Time	FINA Points
1	1	4	LE CLOS Chad	12 APR 1992	RSA	0.74	25.35	54.69	1:25.91	<b>1:56.08</b>	830 Q
								29.34	31.22	30.17	
2	3	4	PHELPS Michael	30 JUN 1985	USA	0.70	26.18	56.05	1:26.12	<b>1:56.33</b>	825 Q
								29.87	30.07	30.21	
3	2	4	SANO Hidemasa	28 MAY 1984	JPN	0.67	26.02	55.51	1:25.52	<b>1:56.39</b>	823 Q
								29.49	30.01	30.87	
4	1	5	CARVALHO Diogo	1 JAN 1988	POR	0.70	26.27	56.25	1:26.50	<b>1:57.20</b>	806 Q
								29.98	30.25	30.70	
5	3	5	KORZENIOWSKI Pawel	9 JUL 1985	POL	0.76	26.15	56.25	1:26.70	<b>1:57.33</b>	804 Q
								30.10	30.45	30.63	
6	2	3	STJEPANOVIC Velimir	7 AUG 1993	SRB	0.66	26.23	55.65	1:26.20	<b>1:57.50</b>	800 Q
								29.42	30.55	31.30	
7	2	5	SKVORTSOV Nikolay	28 MAR 1984	RUS	0.73	26.41	56.59	1:27.39	<b>1:58.06</b>	789 Q
								30.18	30.80	30.67	
8	1	6	STRELNIKOV Sergey	11 JAN 1991	RUS	0.72	26.32	56.38	1:27.46	<b>1:59.27</b>	765 Q
								30.06	31.08	31.81	
9	2	7	LAZAREV Artem	19 OCT 1992	RUS	0.71	27.10	57.39	1:28.45	<b>1:59.82</b>	755
								30.29	31.06	31.37	
10	1	3	IVANOV Sergey	3 JUN 1991	RUS	0.66	27.24	57.66	1:28.50	<b>2:00.30</b>	746
								30.42	30.84	31.80	
11	2	6	BYSTROV Timofey	28 SEP 1990	RUS	0.78	26.91	56.99	1:28.13	<b>2:00.66</b>	739
								30.08	31.14	32.53	
12	3	6	CHANG Gyu Cheol	11 JUN 1992	KOR	0.68	25.93	56.81	1:28.89	<b>2:01.04</b>	732
								30.88	32.08	32.15	
13	3	7	AKHLYUSTIN Igor	17 MAR 1989	RUS	0.88	28.54	59.46	1:30.42	<b>2:01.42</b>	725
								30.92	30.96	31.00	
14	1	1	TIKHONOV Alexander	4 MAY 1988	RUS	0.75	27.13	58.13	1:29.78	<b>2:01.60</b>	722
								31.00	31.65	31.82	
15	2	2	SKRYDLOV Ilya	2 AUG 1982	RUS	0.78	26.94	57.32	1:28.65	<b>2:01.61</b>	722
								30.38	31.33	32.96	
16	3	2	MIKHAYLOV Roman	18 MAR 1990	RUS	0.71	26.83	57.71	1:29.16	<b>2:01.71</b>	720
								30.88	31.45	32.55	
17	2	8	KULESHOV Dmitry	16 JUN 1993	RUS	0.72	26.43	57.82	1:29.61	<b>2:01.95</b>	716
								31.39	31.79	32.34	
18	1	7	SADOVNIKOV Dmitry	24 MAR 1994	RUS	0.69	27.09	58.08	1:29.24	<b>2:01.97</b>	715
								30.99	31.16	32.73	
19	1	2	BELYAEV Sergey	15 SEP 1992	RUS	0.78	26.52	57.16	1:28.88	<b>2:02.18</b>	712
								30.64	31.72	33.30	
20	3	1	IONOV Bogdan	17 JAN 1993	RUS	0.75	28.33	59.46	1:31.09	<b>2:02.66</b>	703
								31.13	31.63	31.57	
21	3	3	VOROBYEV Alexander	26 APR 1987	RUS	0.75	27.15	58.63	1:31.00	<b>2:04.47</b>	673
								31.48	32.37	33.47	
22	2	1	ABAKUMOV Alexander	10 MAY 1992	RUS	0.73	28.05	59.22	1:32.02	<b>2:05.57</b>	656
								31.17	32.80	33.55	
23	3	8	AL HAMADI Omar Mohammed	18 APR 1993	UAE	0.77	28.95	1:02.93	1:39.41	<b>2:17.83</b>	496
								33.98	36.48	38.42	

### LEGEND

Q Qualified for the next phase R.T. Reaction time

## Timing & Data Handling by OMEGA





# FINA/ARENA Swimming World Cup 2011

DUBAI STOCKHOLM MOSCOW BERLIN SINGAPORE BEIJING TOKYO

18-19 October 2011

**Event 10**  
18 OCT 2011

Men's 200m Butterfly  
200m Papillon Hommes

Heats  
Séries



## Heats

Event No. 10

Rank	Heat	Lane	Name	Date of Birth	NOC Code	R.T.	50m	100m	150m	Time	FINA Points
24	1	8	ALSAWAI Abdulla Yousuf	21 APR 1995	UAE	0.79	31.98	1:09.54 37.56	1:49.80 40.26	<b>2:30.25</b> 40.45	382

**Timing & Data Handling by OMEGA**





# FINA/ARENA Swimming World Cup 2011

DUBAI STOCKHOLM MOSCOW BERLIN SINGAPORE BEIJING TOKYO

18-19 October 2011

**Event 11**  
18 OCT 2011

Women's 200m Individual Medley  
200m 4-Nages Femmes

Heats  
Séries



## Results Summary

Synthèse des résultats

	Record	Splits			Name	NOC Code	Location	Date
<b>WR</b>	2:04.60	27.22	58.60	1:34.54	SMIT Julia	USA	Manchester (GBR)	19 DEC 2009
<b>WC</b>	2:06.01	27.88	59.96	1:36.81	VERRASZTO Evelyn	HUN	Moscow (RUS)	6 NOV 2009

### Heats

Event No. 11

Rank	Heat	Lane	Name	Date of Birth	NOC Code	R.T.	50m	100m	150m	Time	FINA Points
1	2	4	KATO Izumi	24 MAR 1990	JPN	0.70	29.27	1:03.16 33.89	1:40.54 37.38	<b>2:12.51</b> 31.97	831 Q
2	3	5	ANDREEVA Victoria	21 JUN 1992	RUS	0.81	29.44	1:03.30 33.86	1:41.70 38.40	<b>2:12.84</b> 31.14	825 Q
3	3	4	MORNINGSTAR Erica	3 MAR 1989	CAN	0.77	29.52	1:03.51 33.99	1:41.65 38.14	<b>2:13.04</b> 31.39	821 Q
3	3	3	CHOI Hye Ra	20 MAY 1991	KOR	0.83	29.35	1:02.80 33.45	1:41.93 39.13	<b>2:13.04</b> 31.11	821 Q
5	2	5	ANDREEVA Ekaterina	3 AUG 1993	RUS	0.77	28.96	1:02.86 33.90	1:42.08 39.22	<b>2:14.33</b> 32.25	798 Q
6	1	3	KIM Seo Yeong	17 MAR 1994	KOR	0.78	29.09	1:03.06 33.97	1:42.29 39.23	<b>2:14.43</b> 32.14	796 Q
7	1	4	BELYAKINA Daria	16 NOV 1986	RUS	0.79	29.84	1:04.14 34.30	1:43.51 39.37	<b>2:14.77</b> 31.26	790 Q
8	3	2	KROPP Andrea	25 JUN 1993	USA	0.72	30.12	1:05.45 35.33	1:42.75 37.30	<b>2:14.79</b> 32.04	789 Q
9	3	6	FLICKINGER Hali	7 JUL 1994	USA	0.77	29.30	1:02.84 33.54	1:43.94 41.10	<b>2:15.14</b> 31.20	783
10	2	6	MALYUTINA Victoria	30 APR 1990	RUS	0.74	29.63	1:04.15 34.52	1:44.61 40.46	<b>2:15.86</b> 31.25	771
11	3	7	UGOLKOVA Maria	18 JUL 1989	RUS	0.71	29.57	1:03.92 34.35	1:43.90 39.98	<b>2:15.91</b> 32.01	770
12	2	3	WATANABE Kanako	15 NOV 1996	JPN	0.75	30.18	1:05.31 35.13	1:43.70 38.39	<b>2:17.19</b> 33.49	749
13	1	5	KOCHETKOVA Kristina	27 JAN 1993	RUS	0.83	29.80	1:05.72 35.92	1:45.61 39.89	<b>2:17.44</b> 31.83	745
14	1	6	KIM Hye Jin	3 MAY 1994	KOR	0.74	29.87	1:06.16 36.29	1:45.06 38.90	<b>2:17.77</b> 32.71	739
15	1	7	SAGIROVA Ayygul	16 OCT 1993	RUS	0.76	29.49	1:04.85 35.36	1:45.81 40.96	<b>2:18.10</b> 32.29	734
16	2	7	KRASUYKOVA Kristina	18 AUG 1995	RUS	0.90	29.77	1:04.11 34.34	1:45.24 41.13	<b>2:18.28</b> 33.04	731
17	3	1	LARINA Julia	13 APR 1996	RUS	0.82	29.76	1:03.21 33.45	1:45.27 42.06	<b>2:18.35</b> 33.08	730
18	2	2	MARKOVA Anna	9 SEP 1988	RUS	0.90	29.94	1:04.89 34.95	1:45.99 41.10	<b>2:18.50</b> 32.51	728
19	1	2	NAZAROVA Irina	20 MAY 1993	RUS	0.76	30.09	1:04.97 34.88	1:46.18 41.21	<b>2:19.19</b> 33.01	717
20	2	1	ANDREEVA Ekaterina	5 JUL 1995	RUS	0.96	30.01	1:05.82 35.81	1:46.20 40.38	<b>2:19.70</b> 33.50	709
21	1	1	TSENG Wei Wen Rachel Marjorie	3 MAR 1998	SIN	0.72	32.54	1:12.05 39.51	1:57.76 45.71	<b>2:31.82</b> 34.06	552

### LEGEND

Q Qualified for the next phase R.T. Reaction time

Timing & Data Handling by OMEGA





# FINA/ARENA Swimming World Cup 2011

DUBAI STOCKHOLM MOSCOW BERLIN SINGAPORE BEIJING TOKYO

18-19 October 2011

Event 12  
18 OCT 2011

Men's 400m Freestyle  
400m Nage Libre Hommes

Heats  
Séries



## Results Summary

Synthèse des résultats

	Record	Splits		Name	NOC Code	Location	Date
<b>WR</b>	3:32.77	52.62	1:46.68	2:40.65	BIEDERMANN Paul	GER Berlin (GER)	14 NOV 2009
<b>WC</b>	3:32.77	52.62	1:46.68	2:40.65	BIEDERMANN Paul	GER Berlin (GER)	14 NOV 2009

### Heats

Event No. 12

Rank	Heat	Lane	Name	Date of Birth	NOC Code	R.T.	Time	FINA Points
1	3	4	<b>LOBINTSEV Nikita</b>	21 NOV 1988	RUS	0.79	<b>3:46.97</b>	823 Q
	50m	26.90	100m 56.13	150m 1:25.56	200m 1:55.26	250m 2:22.97	300m 2:50.97	350m 3:19.29
					29.70	27.71	28.00	28.32
								27.68
2	3	3	<b>GARANIN Denis</b>	5 OCT 1992	RUS	0.76	<b>3:46.99</b>	823 Q
	50m	26.32	100m 54.42	150m 1:22.55	200m 1:51.25	250m 2:20.42	300m 2:49.57	350m 3:18.87
					28.70	29.17	29.15	29.30
								28.12
3	3	5	<b>KULIKOV Evgeny</b>	9 JUN 1991	RUS	0.76	<b>3:49.04</b>	801 Q
	50m	26.89	100m 56.11	150m 1:25.40	200m 1:54.78	250m 2:23.49	300m 2:51.76	350m 3:20.62
					29.38	28.71	28.27	28.86
								28.42
4	4	4	<b>BIEDERMANN Paul</b>	7 AUG 1986	GER	0.80	<b>3:49.63</b>	795 Q
	50m	26.50	100m 55.16	150m 1:24.28	200m 1:53.46	250m 2:22.50	300m 2:51.80	350m 3:20.97
					29.18	29.04	29.30	29.17
								28.66
5	4	2	<b>BOKANKHEL Dmitry</b>	20 FEB 1990	RUS	0.84	<b>3:50.69</b>	784 Q
	50m	26.64	100m 55.86	150m 1:25.67	200m 1:55.37	250m 2:24.53	300m 2:53.68	350m 3:22.43
					29.70	29.16	29.15	28.75
								28.26
6	2	5	<b>POLISHCHUK Mikhail</b>	10 JAN 1989	RUS	0.74	<b>3:50.75</b>	783 Q
	50m	27.26	100m 56.30	150m 1:25.34	200m 1:54.71	250m 2:24.06	300m 2:53.69	350m 3:22.70
					29.37	29.35	29.63	29.01
								28.05
7	4	6	<b>SORAK Stefan</b>	26 MAR 1992	SRB	0.68	<b>3:51.06</b>	780 Q
	50m	26.19	100m 55.12	150m 1:24.39	200m 1:53.77	250m 2:23.19	300m 2:52.65	350m 3:21.99
					29.38	29.42	29.46	29.34
								29.07
8	3	6	<b>POLYAKOV Victor</b>	15 MAR 1988	RUS	0.85	<b>3:51.84</b>	772 Q
	50m	26.84	100m 55.94	150m 1:25.02	200m 1:54.03	250m 2:23.18	300m 2:52.72	350m 3:22.17
					29.01	29.15	29.54	29.45
								29.67
9	4	5	<b>ZHANG Zhongchao</b>	13 NOV 1989	CHN	0.70	<b>3:52.19</b>	769
	50m	26.32	100m 55.18	150m 1:24.45	200m 1:53.78	250m 2:23.31	300m 2:53.08	350m 3:22.69
					29.33	29.53	29.77	29.61
								29.50
10	2	4	<b>SELIN Aleksandr</b>	14 MAR 1988	RUS	0.90	<b>3:52.51</b>	766
	50m	27.26	100m 56.44	150m 1:25.81	200m 1:54.91	250m 2:24.10	300m 2:53.90	350m 3:23.39
					29.10	29.19	29.80	29.49
								29.12
11	2	6	<b>POPOV Anton</b>	5 MAY 1992	RUS	0.82	<b>3:53.05</b>	760
	50m	26.44	100m 55.00	150m 1:24.23	200m 1:53.63	250m 2:23.67	300m 2:53.70	350m 3:23.47
					29.40	30.04	30.03	29.77
								29.58
11	3	7	<b>DMITRIEV Andrey</b>	5 APR 1991	RUS	0.84	<b>3:53.05</b>	760
	50m	27.10	100m 56.09	150m 1:25.49	200m 1:54.79	250m 2:24.13	300m 2:53.88	350m 3:23.94
					29.30	29.34	29.75	30.06
								29.11
13	4	1	<b>LOBUZOV Artem</b>	25 JAN 1991	RUS	0.65	<b>3:54.21</b>	749
	50m	26.78	100m 56.43	150m 1:26.69	200m 1:56.97	250m 2:26.74	300m 2:56.29	350m 3:25.83
					30.28	29.77	29.55	29.54
								28.38
14	2	1	<b>FENG Zhimin</b>	16 OCT 1989	CHN	0.74	<b>3:54.26</b>	749
	50m	26.61	100m 55.52	150m 1:25.10	200m 1:54.93	250m 2:25.13	300m 2:55.22	350m 3:25.68
					29.83	30.20	30.09	30.46
								28.58
15	3	1	<b>TIMATKOV Boris</b>	21 APR 1986	RUS	0.69	<b>3:54.32</b>	748
	50m	26.86	100m 56.37	150m 1:26.09	200m 1:55.86	250m 2:25.75	300m 2:55.93	350m 3:25.31
					29.77	29.89	30.18	29.38
								29.01
16	2	3	<b>STJEPANOVIC Velimir</b>	7 AUG 1993	SRB	0.64	<b>3:54.60</b>	746
	50m	26.30	100m 55.11	150m 1:24.66	200m 1:54.79	250m 2:24.64	300m 2:54.67	350m 3:24.98
					30.13	29.85	30.03	30.31
								29.62
17	4	3	<b>SHIMIN Alexander</b>	4 FEB 1989	RUS	0.75	<b>3:54.79</b>	744
	50m	26.63	100m 55.88	150m 1:25.69	200m 1:55.51	250m 2:25.61	300m 2:55.85	350m 3:25.83
					29.82	30.10	30.24	29.98
								28.96
18	4	7	<b>DEGTYAREV Egor</b>	25 FEB 1992	RUS	0.90	<b>3:56.02</b>	732
	50m	26.87	100m 56.58	150m 1:26.15	200m 1:56.37	250m 2:26.41	300m 2:56.70	350m 3:26.65
					30.22	30.04	30.29	29.95
								29.37

Timing & Data Handling by OMEGA





# FINA/ARENA Swimming World Cup 2011

DUBAI STOCKHOLM MOSCOW BERLIN SINGAPORE BEIJING TOKYO

18-19 October 2011

**Event 12**  
18 OCT 2011

Men's 400m Freestyle  
400m Nage Libre Hommes

Heats  
Séries



## Heats

Event No. 12

Rank	Heat	Lane	Name	Date of Birth	NOC Code	R.T.	Time	FINA Points
<b>19</b>	<b>2</b>	<b>7</b>	<b>MEDVETSKIY Pavel</b>	<b>13 JUN 1990</b>	<b>RUS</b>	<b>0.72</b>	<b>3:56.25</b>	<b>730</b>
	50m 26.63	100m 55.75	150m 1:25.46	200m 1:56.01	250m 2:26.21	300m 2:56.56	350m 3:27.57	
			29.12	29.71	30.55	30.35	31.01	28.68
<b>20</b>	<b>3</b>	<b>2</b>	<b>BULAKHOV Nikolay</b>	<b>12 MAR 1990</b>	<b>RUS</b>	<b>0.80</b>	<b>3:56.35</b>	<b>729</b>
	50m 26.60	100m 56.31	150m 1:26.59	200m 1:56.78	250m 2:26.20	300m 2:56.46	350m 3:26.82	
			29.71	30.28	30.19	30.26	30.36	29.53
<b>21</b>	<b>1</b>	<b>5</b>	<b>KLYUKIN Aleksandr</b>	<b>27 JAN 1993</b>	<b>RUS</b>	<b>0.70</b>	<b>3:59.35</b>	<b>702</b>
	50m 27.41	100m 57.70	150m 1:27.80	200m 1:57.80	250m 2:28.04	300m 2:58.42	350m 3:29.27	
			30.29	30.10	30.00	30.38	30.85	30.08
<b>22</b>	<b>2</b>	<b>2</b>	<b>KASHPERSKIY Sergey</b>	<b>30 OCT 1992</b>	<b>RUS</b>	<b>0.72</b>	<b>4:00.33</b>	<b>693</b>
	50m 26.86	100m 55.97	150m 1:26.06	200m 1:56.55	250m 2:27.48	300m 2:58.54	350m 3:29.95	
			29.11	30.09	30.49	31.06	31.41	30.38
<b>23</b>	<b>4</b>	<b>8</b>	<b>GROSHEV Sergey</b>	<b>15 MAR 1993</b>	<b>RUS</b>	<b>0.80</b>	<b>4:03.90</b>	<b>663</b>
	50m 27.16	100m 57.22	150m 1:28.10	200m 1:59.47	250m 2:30.72	300m 3:02.14	350m 3:33.59	
			30.06	30.88	31.37	31.42	31.45	30.31
<b>24</b>	<b>1</b>	<b>4</b>	<b>OMELCHUK Yulian</b>	<b>1 JAN 1994</b>	<b>UKR</b>	<b>0.67</b>	<b>4:05.04</b>	<b>654</b>
	50m 27.44	100m 58.13	150m 1:29.64	200m 2:01.31	250m 2:32.55	300m 3:03.47	350m 3:34.46	
			30.69	31.51	31.67	30.92	30.99	30.58
<b>25</b>	<b>1</b>	<b>3</b>	<b>TALEB Ben</b>	<b>15 SEP 1995</b>	<b>ALG</b>	<b>0.78</b>	<b>4:26.25</b>	<b>510</b>
	50m 29.42	100m 1:01.81	150m 1:35.40	200m 2:09.84	250m 2:43.77	300m 3:17.99	350m 3:52.46	
			32.39	33.59	34.44	34.22	34.47	33.79

## LEGEND

Q Qualified for the next phase R.T. Reaction time

Timing & Data Handling by OMEGA





## Results Summary

Synthèse des résultats

	Record	Name	NOC Code	Location	Date
<b>WR</b>	23.25	VELDHUIS Marleen	NED	Manchester (GBR)	13 APR 2008
<b>WC</b>	23.27	ALSHAMMAR Therese	SWE	Singapore (SIN)	21 NOV 2009

### Heats

Event No. 13

Rank	Heat	Lane	Name	Date of Birth	NOC Code	R.T.	Time	FINA Points
1	4	4	ALSHAMMAR Therese	26 AUG 1977	SWE	0.65	<b>24.89</b>	815 Q
2	2	6	SCHMITT Allison	7 JUN 1990	USA	0.81	<b>25.29</b>	777 Q
3	3	5	SCHREIBER Daniela	26 JUN 1989	GER	0.84	<b>25.32</b>	774 Q
4	2	5	NEAL Lia	13 FEB 1995	USA	0.70	<b>25.33</b>	773 Q
5	3	6	ZHENG Yifei	6 JAN 1992	CHN	0.75	<b>25.34</b>	772 Q
6	2	3	LOVTSOVA Natalia	14 APR 1988	RUS	0.76	<b>25.43</b>	764 Q
7	3	4	STEPANYUK Darya	1 JAN 1990	UKR	0.82	<b>25.44</b>	763 Q
8	4	3	NAJDANOVSKI Miroslava	10 JAN 1988	SRB	0.68	<b>25.45</b>	762 Q
9	2	4	FEDULOVA Svetlana	17 MAR 1984	RUS	0.69	<b>25.59</b>	749
10	4	6	NESTEROVA Margarita	20 SEP 1989	RUS	0.69	<b>25.63</b>	746
11	4	7	REZNIKOVA Maria	2 FEB 1994	RUS	0.69	<b>25.66</b>	743
12	4	5	KHITRAYA Yuliya	11 SEP 1989	BLR	0.73	<b>25.73</b>	737
13	4	1	SIMONOVA Vitalina	18 SEP 1992	RUS	0.79	<b>25.80</b>	731
14	2	7	ANDREEVA Victoria	21 JUN 1992	RUS	0.81	<b>25.83</b>	729
15	3	3	AKSENOVA Anastasia	5 MAR 1990	RUS	0.80	<b>25.98</b>	716
16	4	2	SHEPEL Tatiana	3 NOV 1992	RUS	0.78	<b>26.07</b>	709
17	2	1	NASRETDINOVA Rozaliya	10 FEB 1997	RUS	0.76	<b>26.24</b>	695
18	3	1	VLADYKINA Vasilisa	23 JAN 1987	RUS	0.74	<b>26.27</b>	693
19	2	2	POPOVA Veronika	20 JAN 1991	RUS	0.77	<b>26.28</b>	692
20	3	7	KOLOTUSHKINA Valeriya	6 JUN 1996	RUS	0.74	<b>26.35</b>	686
21	3	2	MISELIMYAN Natalia	1 FEB 1990	RUS	0.77	<b>26.37</b>	685
22	4	8	PUKHOVA Kristina	3 MAR 1997	RUS	0.76	<b>26.47</b>	677
23	1	4	KOROLKOVA Elizaveta	5 MAY 1998	RUS	0.81	<b>26.72</b>	658
24	1	3	VASILYAN Monica	1 JAN 1995	ARM	0.70	<b>27.46</b>	606
25	1	5	AUSTIN Gabriella	14 JUN 1995	NZL	0.73	<b>27.49</b>	604

### LEGEND

Q Qualified for the next phase

R.T. Reaction time

Timing & Data Handling by OMEGA



# FINA/ARENA Swimming World Cup 2011

DUBAI STOCKHOLM MOSCOW BERLIN SINGAPORE BEIJING TOKYO

18-19 October 2011

**Event 14**  
18 OCT 2011

**Men's 200m Breaststroke**  
200m Brasse Hommes

Heats  
Séries



## Results Summary

Synthèse des résultats

	Record	Splits			Name	NOC Code	Location	Date
<b>WR</b>	2:00.67	27.74	58.46	1:29.33	GYURTA Daniel	HUN	Istanbul (TUR)	13 DEC 2009
<b>WC</b>	2:02.56	27.32	58.26	1:29.95	VERSFELD Neil	RSA	Berlin (GER)	14 NOV 2009

### Heats

Event No. 14

Rank	Heat	Lane	Name	Date of Birth	NOC Code	R.T.	50m	100m	150m	Time	FINA Points
1	3	6	KOSTIN Oleg	6 MAY 1992	RUS	0.87	29.66	1:02.63 32.97	1:35.72 33.09	<b>2:08.76</b> 33.04	823 Q
2	3	5	SINKEVICH Viacheslav	29 NOV 1991	RUS	0.66	29.76	1:02.72 32.96	1:36.19 33.47	<b>2:08.90</b> 32.71	820 Q
3	3	4	OTSUKA Kazuki	28 OCT 1988	JPN	0.66	29.49	1:01.85 32.36	1:35.81 33.96	<b>2:09.19</b> 33.38	814 Q
4	4	4	TOMITA Naoya	22 APR 1989	JPN	0.64	28.97	1:01.22 32.25	1:35.26 34.04	<b>2:09.81</b> 34.55	803 Q
5	4	3	BROWN Michael	5 MAY 1984	CAN	0.73	29.75	1:02.68 32.93	1:36.09 33.41	<b>2:10.00</b> 33.91	799 Q
6	2	3	SILIN Sergey	14 MAR 1990	RUS	0.72	29.74	1:02.57 32.83	1:35.83 33.26	<b>2:10.03</b> 34.20	799 Q
7	2	6	KALISZ Chase	7 MAR 1994	USA	0.74	29.92	1:02.77 32.85	1:35.93 33.16	<b>2:10.22</b> 34.29	795 Q
8	4	7	BLEDNKYH Anton	12 JUN 1992	RUS	0.77	29.93	1:03.08 33.15	1:36.94 33.86	<b>2:10.59</b> 33.65	788 Q
9	3	3	ZINOVYEV Alexey	15 FEB 1990	RUS	0.80	30.26	1:03.31 33.05	1:37.27 33.96	<b>2:11.55</b> 34.28	771
10	3	7	KOZLOV Roman	12 MAR 1991	RUS	0.69	30.39	1:04.69 34.30	1:38.46 33.77	<b>2:12.59</b> 34.13	753
11	2	2	CHOI Kyuwoong	29 MAY 1990	KOR	0.69	30.12	1:03.71 33.59	1:37.85 34.14	<b>2:12.63</b> 34.78	753
12	4	6	KORNFELD Paul	19 APR 1987	CAN	0.65	30.21	1:04.28 34.07	1:38.41 34.13	<b>2:12.67</b> 34.26	752
13	3	1	FINOCHENKO Vladislav	23 JUL 1990	RUS	0.75	30.05	1:04.03 33.98	1:38.78 34.75	<b>2:14.01</b> 35.23	730
14	4	1	OVCHINNIKOV Alexander	3 MAY 1982	RUS	0.84	30.34	1:04.03 33.69	1:39.38 35.35	<b>2:14.02</b> 34.64	729
15	1	5	MASLOV Andrey	9 AUG 1995	RUS	0.68	30.34	1:04.07 33.73	1:38.72 34.65	<b>2:14.66</b> 35.94	719
16	3	8	ROMANOV Pavel	12 DEC 1993	RUS	0.74	31.12	1:05.78 34.66	1:39.95 34.17	<b>2:14.77</b> 34.82	717
17	4	5	FALKO Grigory	9 MAY 1987	RUS	0.77	29.77	1:03.75 33.98	1:39.32 35.57	<b>2:15.33</b> 36.01	708
18	2	8	KLEPIKOV Nikolay	7 FEB 1993	RUS	0.78	30.74	1:04.91 34.17	1:39.80 34.89	<b>2:15.37</b> 35.57	708
19	2	5	LOBANOV Anton	1 SEP 1992	RUS	0.79	30.18	1:04.00 33.82	1:39.29 35.29	<b>2:15.39</b> 36.10	708
20	2	7	AMALTDINOV Marat	22 FEB 1994	RUS	0.89	32.05	1:06.43 34.38	1:41.82 35.39	<b>2:17.65</b> 35.83	673
21	1	3	SAULIN Pavel	9 SEP 1989	RUS	0.73	30.93	1:06.45 35.52	1:42.93 36.48	<b>2:18.96</b> 36.03	654
22	1	4	STRELNIKOV Kirill	29 MAY 1992	RUS	0.72	31.33	1:06.56 35.23	1:43.00 36.44	<b>2:19.89</b> 36.89	641
23	1	2	VAIMANN Timo	7 DEC 1992	EST	0.73	30.42	1:05.33 34.91	1:42.42 37.09	<b>2:20.28</b> 37.86	636
24	1	6	SKAGIUS Johannes	10 FEB 1995	SWE	0.77	31.60	1:08.18 36.58	1:46.39 38.21	<b>2:24.04</b> 37.65	587
4	8	8	SNYDERS Glenn	7 APR 1987	NZL					<b>DNS</b>	

Timing & Data Handling by OMEGA





# FINA/ARENA Swimming World Cup 2011

DUBAI STOCKHOLM MOSCOW BERLIN SINGAPORE BEIJING TOKYO

18-19 October 2011

**Event 14**  
18 OCT 2011

Men's 200m Breaststroke  
200m Brasse Hommes

Heats  
Séries



## Heats

Event No. 14

Rank	Heat	Lane	Name	Date of Birth	NOC Code	R.T.	50m	100m	150m	Time	FINA Points
	2	1	CHEKULAEV Yury	12 APR 1991	RUS					DSQ	
	2	4	KOCH Marco	25 JAN 1990	GER					DSQ	
	3	2	HORIHATA Yuya	30 JUL 1990	JPN					DSQ	
	4	2	PRENOT Josh	28 JUL 1993	USA					DSQ	

### LEGEND

DNS Did not start      DSQ Disqualified      Q Qualified for the next phase      R.T. Reaction time

**Timing & Data Handling by OMEGA**





# FINA/ARENA Swimming World Cup 2011

DUBAI STOCKHOLM MOSCOW BERLIN SINGAPORE BEIJING TOKYO

18-19 October 2011

**Event 15**  
18 OCT 2011

Men's 100m Individual Medley  
100m 4-Nages Hommes

Heats  
Séries



## Results Summary

Synthèse des résultats

	Record	Split	Name	NOC Code	Location	Date
<b>WR</b>	50.76	22.66	MANKOC Peter	SLO	Istanbul (TUR)	12 DEC 2009
<b>WC</b>	50.95	22.78	FESIKOV Sergey	RUS	Berlin (GER)	14 NOV 2009

Heats Event No. 15

Rank	Heat	Lane	Name	Date of Birth	NOC Code	R.T.	50m	Time	FINA Points
1	2	4	<b>PHELPS Michael</b>	30 JUN 1985	USA	0.71	24.48	<b>53.91</b> 29.43	834 <b>Q</b>
2	3	4	<b>TO Kenneth</b>	7 JUL 1992	AUS	0.64	24.22	<b>54.16</b> 29.94	823 <b>Q</b>
3	2	5	<b>KOSAKA Yuma</b>	11 AUG 1989	JPN	0.64	25.29	<b>54.42</b> 29.13	811 <b>Q</b>
4	1	4	<b>ZHILIN Dmitry</b>	7 MAR 1990	RUS	0.71	25.15	<b>54.50</b> 29.35	807 <b>Q</b>
5	1	3	<b>SETO Daiya</b>	24 MAY 1994	JPN	0.63	25.22	<b>54.56</b> 29.34	805 <b>Q</b>
6	3	5	<b>GRECHIN Andrey</b>	21 OCT 1987	RUS	0.71	25.78	<b>55.37</b> 29.59	770 <b>Q</b>
7	3	3	<b>CARVALHO Diogo</b>	1 JAN 1988	POR	0.68	25.39	<b>55.55</b> 30.16	762 <b>Q</b>
8	2	7	<b>LAKHTYUKHOV Stanislav</b>	18 APR 1987	RUS	0.82	26.18	<b>56.14</b> 29.96	739 <b>Q</b>
9	2	3	<b>DUBROV Denys</b>	1 JAN 1989	UKR	0.75	25.71	<b>56.32</b> 30.61	732
10	3	6	<b>ANDRUSENKO Viacheslav</b>	14 MAY 1992	RUS	0.72	25.89	<b>56.39</b> 30.50	729
11	1	5	<b>SERYY Vladislav</b>	22 OCT 1989	RUS	0.74	25.94	<b>57.06</b> 31.12	703
12	2	6	<b>GORBUNOV Dmitry</b>	24 SEP 1991	RUS	0.92	26.25	<b>57.08</b> 30.83	703
13	3	2	<b>FOMENKO Kirill</b>	20 JUN 1987	RUS	0.81	25.79	<b>57.18</b> 31.39	699
14	1	6	<b>PAVLOV Ivan</b>	15 JUN 1990	RUS	0.77	26.53	<b>57.19</b> 30.66	699
15	3	7	<b>SAMYSHKIN Alexander</b>	6 JAN 1991	RUS	0.67	25.77	<b>57.30</b> 31.53	695
16	1	2	<b>STEPIN Alexey</b>	28 APR 1992	RUS	0.66	26.04	<b>57.35</b> 31.31	693
17	2	1	<b>DOVGALYUK Mikhail</b>	3 JUN 1995	RUS	0.81	26.27	<b>57.38</b> 31.11	692
18	1	7	<b>RYBIN Rustam</b>	27 APR 1989	RUS	0.81	26.42	<b>59.06</b> 32.64	634
19	3	1	<b>NG Jia Hui Mattias</b>	13 FEB 1993	SIN	0.64	28.30	<b>1:01.31</b> 33.01	567
20	1	1	<b>TALEB Ben</b>	15 SEP 1995	ALG	0.75	30.96	<b>1:06.90</b> 35.94	436
	2	2	<b>GRISHIN Vasily</b>	22 NOV 1992	RUS			<b>DSQ</b>	
	3	8	<b>MCGILL Tyler</b>	18 AUG 1987	USA			<b>DSQ</b>	

### LEGEND

**DSQ** Disqualified      **Q** Qualified for the next phase      **R.T.** Reaction time

## Timing & Data Handling by OMEGA





# FINA/ARENA Swimming World Cup 2011

DUBAI STOCKHOLM MOSCOW BERLIN SINGAPORE BEIJING TOKYO

18-19 October 2011

**Event 16**  
18 OCT 2011

Women's 200m Backstroke  
200m Dos Femmes

Heats  
Séries



## Results Summary

Synthèse des résultats

	Record	Splits			Name	NOC Code	Location	Date
<b>WR</b>	2:00.18	27.91	58.66	1:29.49	SAKAI Shiho	JPN	Berlin (GER)	14 NOV 2009
<b>WC</b>	2:00.18	27.91	58.66	1:29.49	SAKAI Shiho	JPN	Berlin (GER)	14 NOV 2009

### Heats

Event No. 16

Rank	Heat	Lane	Name	Date of Birth	NOC Code	R.T.	50m	100m	150m	Time	FINA Points
1	3	4	FRANKLIN Melissa	10 MAY 1995	USA	0.61	29.28	1:00.06	1:31.51	<b>2:02.84</b>	936 Q
								30.78	31.45	31.33	
2	3	5	LIU Jing	8 MAR 1990	CHN	0.65	30.61	1:03.00	1:36.28	<b>2:09.94</b>	791 Q
								32.39	33.28	33.66	
3	3	3	PAPUSHA Alexandra	5 APR 1993	RUS	0.08	30.34	1:03.13	1:36.45	<b>2:10.05</b>	789 Q
								32.79	33.32	33.60	
4	1	4	ZUEVA Anastasia	8 MAY 1990	RUS	0.77	31.16	1:04.77	1:38.01	<b>2:10.52</b>	780 Q
								33.61	33.24	32.51	
5	2	4	GROMOVA Maria	28 FEB 1988	RUS	0.77	31.26	1:04.52	1:38.05	<b>2:11.55</b>	762 Q
								33.26	33.53	33.50	
6	2	3	VERSHININA Kristina	9 MAY 1993	RUS	0.68	31.28	1:04.60	1:39.05	<b>2:12.53</b>	745 Q
								33.32	34.45	33.48	
7	1	6	ZAPATRINA Valentina	1 JAN 1988	RUS	0.60	32.13	1:06.28	1:40.31	<b>2:14.39</b>	715 Q
								34.15	34.03	34.08	
8	2	6	BOBROVNIK Maria	7 JAN 1994	RUS	0.66	31.19	1:05.47	1:40.13	<b>2:14.48</b>	713 Q
								34.28	34.66	34.35	
9	3	7	CHENAULT Chelsea	19 OCT 1994	USA	0.70	32.13	1:06.10	1:40.70	<b>2:14.54</b>	712
								33.97	34.60	33.84	
10	3	6	SEMENOVA Olga	9 JUN 1989	RUS	0.74	31.63	1:06.12	1:41.06	<b>2:14.58</b>	712
								34.49	34.94	33.52	
11	2	2	KOLOTUSHKINA Valeriya	6 JUN 1996	RUS	0.68	31.47	1:05.21	1:40.21	<b>2:14.69</b>	710
								33.74	35.00	34.48	
12	3	2	KLYUCHNIKOVA Olga	1 SEP 1989	RUS	0.78	30.82	1:04.34	1:39.72	<b>2:14.89</b>	707
								33.52	35.38	35.17	
13	1	5	MOSKVINA Kseniya	29 MAY 1989	RUS	0.73	32.33	1:06.76	1:41.22	<b>2:15.42</b>	698
								34.43	34.46	34.20	
13	1	3	KHAN Mariya	23 APR 1992	RUS	0.70	32.00	1:06.53	1:41.16	<b>2:15.42</b>	698
								34.53	34.63	34.26	
15	1	2	SHKOLNIKOVA Daria	14 APR 1996	RUS	0.69	31.82	1:05.30	1:40.31	<b>2:15.61</b>	696
								33.48	35.01	35.30	
16	2	5	LINDBORG Ida	13 JUN 1994	SWE	0.65	32.17	1:06.27	1:42.25	<b>2:19.27</b>	642
								34.10	35.98	37.02	
17	2	7	CHUDNOVA Tatiana	3 DEC 1996	RUS	0.59	31.81	1:06.86	1:43.28	<b>2:19.31</b>	642
								35.05	36.42	36.03	

### LEGEND

Q Qualified for the next phase

R.T. Reaction time

## Timing & Data Handling by OMEGA



## Results Summary

Synthèse des résultats

	Record	Name	NOC Code	Location	Date
<b>WR</b>	21.80	DEIBLER Steffen	GER	Berlin (GER)	14 NOV 2009
<b>WC</b>	21.80	DEIBLER Steffen	GER	Berlin (GER)	14 NOV 2009

### Heats

Event No. 17

Rank	Heat	Lane	Name	Date of Birth	NOC Code	R.T.	Time	FINA Points
1	4	4	HUEGILL Geoff	4 MAR 1979	AUS	0.69	<b>23.12</b>	838 Q
2	3	4	CAVIC Milorad	31 MAY 1984	SRB	0.75	<b>23.76</b>	772 Q
3	4	5	MCGILL Tyler	18 AUG 1987	USA	0.57	<b>23.88</b>	760 Q
4	2	4	KOROTYSHKIN Evgeny	30 APR 1983	RUS	0.68	<b>23.93</b>	756 Q
5	3	3	VENANCIO Tiago	19 JUL 1987	POR	0.71	<b>23.94</b>	755 Q
6	2	3	PADALETS Alexander	22 FEB 1984	RUS	0.70	<b>24.09</b>	741 Q
7	2	2	PROKOFYEV Nikita	14 SEP 1991	RUS	0.68	<b>24.11</b>	739 Q
8	4	3	LAZUKA Evgeniy	19 APR 1989	AZE	0.70	<b>24.19</b>	731 Q
9	4	7	POKOTYLO Dmitry	19 APR 1992	RUS	0.73	<b>24.23</b>	728
10	2	5	UDALOV Ivan	2 JUL 1991	RUS	0.65	<b>24.36</b>	716
11	2	6	CHANG Gyu Cheol	11 JUN 1992	KOR	0.64	<b>24.41</b>	712
11	3	2	MACHULSKIY Alexander	24 JAN 1992	RUS	0.66	<b>24.41</b>	712
13	4	2	SULLIVAN Eamon	30 AUG 1985	AUS	0.68	<b>24.45</b>	708
14	3	7	SEDOV Evgeny	29 JAN 1996	RUS	0.71	<b>24.46</b>	707
15	3	5	PUNINSKI Alexei	11 JAN 1985	CRO	0.66	<b>24.49</b>	705
16	4	1	KULESHOV Dmitry	16 JUN 1993	RUS	0.70	<b>24.59</b>	696
17	1	5	PRENOT Josh	28 JUL 1993	USA	0.74	<b>24.82</b>	677
18	3	6	KALUZHSKIY Alexander	3 AUG 1986	RUS	0.75	<b>24.91</b>	670
18	4	6	SERYIY Vladislav	22 OCT 1989	RUS	0.73	<b>24.91</b>	670
20	4	8	ALEKSEEV Ivan	16 OCT 1990	RUS	0.76	<b>24.92</b>	669
21	2	1	EFREMOV Fedor	25 MAY 1987	RUS	0.75	<b>24.97</b>	665
22	2	7	LAZAREV Artem	19 OCT 1992	RUS	0.73	<b>25.02</b>	661
22	3	1	JONSSON Jesper	13 JAN 1993	SWE	0.76	<b>25.02</b>	661
24	3	8	POPKOV Alexander	27 DEC 1994	RUS	0.73	<b>25.23</b>	645
25	1	4	ZHUKOV Denis	21 FEB 1994	RUS	0.75	<b>25.32</b>	638
26	1	3	MKHITARYAN Vahan	16 AUG 1996	ARM	0.76	<b>26.94</b>	529

### LEGEND

Q Qualified for the next phase

R.T. Reaction time

Timing & Data Handling by OMEGA





# FINA/ARENA Swimming World Cup 2011

DUBAI STOCKHOLM MOSCOW BERLIN SINGAPORE BEIJING TOKYO

18-19 October 2011

## Event 102

18 OCT 2011 - 17:22

Men's 100m Freestyle

100m Nage Libre Hommes

Final

Finale



## Results

Résultats

	Record	Split	Name	NOC Code	Location	Date
<b>WR</b>	44.94	21.72	LEVEAUX Amaury	FRA	Rijeka (CRO)	13 DEC 2008
<b>WC</b>	45.46	21.64	ABOOD Matthew	AUS	Singapore (SIN)	21 NOV 2009

Final

Event No. 2

Rank	Lane	Name	NOC Code	R.T.	50m	Time	FINA Points
1	4	LOBINTSEV Nikita	RUS	0.77	(1) 22.80	<b>47.32</b> 24.52	856
2	5	HAYDEN Brent	CAN	0.67	(5) 23.01	<b>47.45</b> 24.44	849
3	1	ABOOD Matthew	AUS	0.77	(2) 22.84	<b>47.89</b> 25.05	826
4	6	FESIKOV Sergei	RUS	0.71	(4) 23.00	<b>48.33</b> 25.33	803
5	8	LAGUNOV Evgeny	RUS	0.73	(8) 23.50	<b>48.36</b> 24.86	802
6	7	SUKHORUKOV Alexander	RUS	0.71	(6) 23.35	<b>48.46</b> 25.11	797
7	3	SULLIVAN Eamon	AUS	0.66	(3) 22.87	<b>48.56</b> 25.69	792
8	2	VENANCIO Tiago	POR	0.71	(7) 23.48	<b>48.73</b> 25.25	784

### LEGEND

R.T. Reaction time

Timing & Data Handling by OMEGA





# FINA/ARENA Swimming World Cup 2011

DUBAI STOCKHOLM MOSCOW BERLIN SINGAPORE BEIJING TOKYO

18-19 October 2011

## Event 103

18 OCT 2011 - 17:25

Women's 200m Freestyle  
200m Nage Libre Femmes

Final  
Finale



### Results

Résultats

	Record	Splits			Name	NOC Code	Location	Date
<b>WR</b>	1:51.17	26.58	54.84	1:23.09	PELLEGRINI Federica	ITA	Istanbul (TUR)	13 DEC 2009
<b>WC</b>	1:52.42	26.62	55.55	1:23.95	HEEMSKERK Femke	NED	Berlin (GER)	30 OCT 2010

#### Final

Event No. 3

Rank	Lane	Name	NOC Code	R.T.	50m	100m	150m	Time	FINA Points
1	3	FRANKLIN Melissa	USA	0.80	(1) 27.49	(2) 57.46 29.97	(2) 1:26.26 28.80	<b>1:53.72</b> 27.46	934
1	4	SCHMITT Allison	USA	0.79	(2) 27.62	(1) 56.96 29.34	(1) 1:25.61 28.65	<b>1:53.72</b> 28.11	934
3	5	CHENAULT Chelsea	USA	0.78	(3) 27.72	(3) 57.47 29.75	(3) 1:27.50 30.03	<b>1:57.08</b> 29.58	856
4	6	SIMONOVA Vitalina	RUS	0.78	(4) 27.81	(4) 57.69 29.88	(4) 1:27.95 30.26	<b>1:57.61</b> 29.66	844
5	2	GUO Junjun	CHN	0.75	(8) 28.27	(6) 58.56 30.29	(5) 1:29.19 30.63	<b>1:59.51</b> 30.32	804
6	1	ANDREEVA Victoria	RUS	0.77	(7) 28.25	(8) 58.88 30.63	(8) 1:29.66 30.78	<b>1:59.64</b> 29.98	802
7	7	POPOVA Veronika	RUS	0.75	(6) 28.23	(6) 58.56 30.33	(6) 1:29.41 30.85	<b>1:59.68</b> 30.27	801
8	8	YUSKOVA Ksenia	RUS	0.86	(5) 28.20	(5) 58.50 30.30	(7) 1:29.48 30.98	<b>1:59.90</b> 30.42	797

#### LEGEND

R.T. Reaction time

Timing & Data Handling by OMEGA





# FINA/ARENA Swimming World Cup 2011

DUBAI STOCKHOLM MOSCOW BERLIN SINGAPORE BEIJING TOKYO

18-19 October 2011

Event 104

18 OCT 2011 - 17:30

Men's 50m Breaststroke

50m Brasse Hommes

Final

Finale



## Results

Résultats

	Record	Name	NOC Code	Location	Date
<b>WR</b>	25.25	VAN DEN BURGH Cameron	RSA	Berlin (GER)	14 NOV 2009
<b>WC</b>	25.25	VAN DEN BURGH Cameron	RSA	Berlin (GER)	14 NOV 2009

Final

Event No. 4

Rank	Lane	Name	NOC Code	R.T.	Time	FINA Points
1	4	LI Xiayan	CHN	0.73	<b>26.87</b>	829
2	3	LAKHTYUKHOV Stanislav	RUS	0.77	<b>27.25</b>	795
2	5	GEYBEL Sergey	RUS	0.69	<b>27.25</b>	795
4	6	GOLOVIN Igor	RUS	0.69	<b>27.42</b>	780
5	2	NIKOLAEV Andrey	RUS	0.67	<b>27.59</b>	766
6	7	KOCH Marco	GER	0.71	<b>27.93</b>	738
6	8	MITROFANOV Denis	RUS	0.73	<b>27.93</b>	738
	1	KORNFELD Paul	CAN		<b>DSQ</b>	

### LEGEND

DSQ Disqualified

R.T. Reaction time

Timing & Data Handling by OMEGA





# FINA/ARENA Swimming World Cup 2011

DUBAI STOCKHOLM MOSCOW BERLIN SINGAPORE BEIJING TOKYO

18-19 October 2011

## Event 105

18 OCT 2011 - 17:34

## Women's 100m Breaststroke

100m Brasse Femmes

Final  
Finale



### Results

Résultats

	Record	Split	Name	NOC Code	Location	Date
<b>WR</b>	1:02.70	30.08	SONI Rebecca	USA	Manchester (GBR)	19 DEC 2009
<b>WC</b>	1:03.00	30.05	JONES Leisel	AUS	Berlin (GER)	14 NOV 2009

Final

Event No. 5

Rank	Lane	Name	NOC Code	R.T.	50m	Time	FINA Points
1	4	ARTEMYEVA Valentina	RUS	0.68	(1) 31.48	<b>1:06.35</b> 34.87	843
2	3	SUN Ye	CHN	0.69	(3) 31.80	<b>1:06.36</b> 34.56	843
3	7	DEEVA Daria	RUS	0.67	(2) 31.60	<b>1:06.45</b> 34.85	840
4	5	KIM Hye Jin	KOR	0.71	(5) 32.19	<b>1:06.58</b> 34.39	835
5	6	WATANABE Kanako	JPN	0.79	(7) 32.33	<b>1:07.31</b> 34.98	808
6	2	KALASHNIKOVA Vera	RUS	0.73	(4) 32.04	<b>1:07.37</b> 35.33	806
7	1	KROPP Andrea	USA	0.75	(8) 32.62	<b>1:07.71</b> 35.09	794
8	8	UYMENOVA Ekaterina	RUS	0.74	(6) 32.20	<b>1:08.89</b> 36.69	753

#### LEGEND

R.T. Reaction time

Timing & Data Handling by OMEGA





# FINA/ARENA Swimming World Cup 2011

DUBAI STOCKHOLM MOSCOW BERLIN SINGAPORE BEIJING TOKYO

18-19 October 2011

## Event 107

18 OCT 2011 - 17:55

## Women's 100m Butterfly

100m Papillon Femmes

Final  
Finale



### Results

Résultats

	Record	Split	Name	NOC Code	Location	Date
<b>WR</b>	55.05	25.49	BUI DUYET Diane	FRA	Istanbul (TUR)	12 DEC 2009
<b>WC</b>	55.46	26.05	GALVEZ Felicity	AUS	Stockholm (SWE)	10 NOV 2009

Final

Event No. 7

Rank	Lane	Name	NOC Code	R.T.	50m	Time	FINA Points
1	5	LU Ying	CHN	0.67	(2) 26.56	<b>56.63</b> 30.07	918
2	4	ALSHAMMAR Therese	SWE	0.67	(1) 26.11	<b>57.04</b> 30.93	898
3	2	BESPALOVA Irina	RUS	0.77	(4) 27.52	<b>58.56</b> 31.04	830
4	6	LYAZEVA Anastasia	RUS	0.67	(3) 27.02	<b>58.78</b> 31.76	821
5	7	GONG Jie	CHN	0.85	(7) 28.13	<b>59.17</b> 31.04	805
6	3	UGOLKOVA Maria	RUS	0.72	(6) 27.80	<b>59.25</b> 31.45	802
7	8	SCHREIBER Daniela	GER	0.86	(5) 27.73	<b>59.82</b> 32.09	779
8	1	POPOVA Veronika	RUS	0.77	(8) 28.21	<b>1:00.57</b> 32.36	750

#### LEGEND

R.T. Reaction time

Timing & Data Handling by OMEGA





# FINA/ARENA Swimming World Cup 2011

DUBAI STOCKHOLM MOSCOW BERLIN SINGAPORE BEIJING TOKYO

18-19 October 2011

## Event 108

18 OCT 2011 - 17:59

## Men's 100m Backstroke

100m Dos Hommes

Final  
Finale



### Results

Résultats

	Record	Split	Name	NOC Code	Location	Date
<b>WR</b>	48.94	23.37	THOMAN Nicholas	USA	Manchester (GBR)	18 DEC 2009
<b>WC</b>	49.29	23.27	MARSHALL Peter	USA	Stockholm (SWE)	10 NOV 2009

Final

Event No. 8

Rank	Lane	Name	NOC Code	R.T.	50m	Time	FINA Points
1	4	CHENG Feiyi	CHN	0.57	(1) 24.91	<b>52.14</b> 27.23	826
2	5	DUBOVSKOY Artem	RUS	0.68	(4) 25.55	<b>52.19</b> 26.64	824
3	3	MAKOV Sergey	RUS	0.38	(2) 25.10	<b>52.34</b> 27.24	817
4	7	BORISOV Vitaly	RUS	0.58	(5) 25.77	<b>52.87</b> 27.10	793
5	2	MELNIKOV Vitaly	RUS	0.54	(3) 25.53	<b>53.16</b> 27.63	780
6	6	ANCHIN Anton	RUS	0.72	(6) 25.88	<b>53.49</b> 27.61	765
7	8	PEBLEY Jacob	USA	0.71	(8) 26.21	<b>53.63</b> 27.42	759
8	1	NOSKOV Mikhail	RUS	0.65	(7) 26.08	<b>54.96</b> 28.88	706

#### LEGEND

R.T. Reaction time

Timing & Data Handling by OMEGA







# FINA/ARENA Swimming World Cup 2011

DUBAI STOCKHOLM MOSCOW BERLIN SINGAPORE BEIJING TOKYO

18-19 October 2011

## Event 109

18 OCT 2011 - 18:03

## Women's 50m Backstroke

50m Dos Femmes

Final  
Finale



### Results

Résultats

	Record	Name	NOC Code	Location	Date
<b>WR</b>	25.70	JOVANOVIC Sanja	CRO	Istanbul (TUR)	12 DEC 2009
<b>WC</b>	25.82	ZHAO Jing	CHN	Stockholm (SWE)	10 NOV 2009

### Final

Event No. 9

Rank	Lane	Name	NOC Code	R.T.	Time	FINA Points
1	4	GOH Rachel	AUS	0.66	<b>26.91</b>	871
2	5	ZUEVA Anastasia	RUS	0.73	<b>26.94</b>	868
3	3	MOSKVINA Kseniya	RUS	0.69	<b>27.71</b>	797
4	6	PAPUSHA Alexandra	RUS	0.63	<b>27.88</b>	783
5	2	NESTEROVA Margarita	RUS	0.60	<b>28.16</b>	760
6	8	KLYUCHNIKOVA Olga	RUS	0.74	<b>28.19</b>	757
7	7	KAVALEVA Aliaksandra	BLR	0.67	<b>28.55</b>	729
8	1	GROMOVA Maria	RUS	0.69	<b>28.85</b>	706

#### LEGEND

R.T. Reaction time

### Timing & Data Handling by OMEGA





# FINA/ARENA Swimming World Cup 2011

DUBAI STOCKHOLM MOSCOW BERLIN SINGAPORE BEIJING TOKYO

18-19 October 2011

## Event 110

18 OCT 2011 - 18:16

Men's 200m Butterfly  
200m Papillon Hommes

Final  
Finale



### Results

Résultats

	Record		Splits		Name	NOC Code	Location	Date
<b>WR</b>	1:49.11	24.80	53.43	1:20.24	ALMEIDA Kaio	BRA	Stockholm (SWE)	10 NOV 2009
<b>WC</b>	1:49.11	24.80	53.43	1:20.24	ALMEIDA Kaio	BRA	Stockholm (SWE)	10 NOV 2009

Final

Event No. 10

Rank	Lane	Name	NOC Code	R.T.	50m	100m	150m	Time	FINA Points
1	3	SANO Hidemasa	JPN	0.63	(3) 25.27	(1) 53.85 28.58	(1) 1:22.78 28.93	<b>1:51.62</b> 28.84	934
2	4	LE CLOS Chad	RSA	0.72	(1) 25.08	(3) 54.10 29.02	(2) 1:23.21 29.11	<b>1:51.95</b> 28.74	925
3	5	PHELPS Michael	USA	0.77	(2) 25.20	(2) 53.94 28.74	(3) 1:23.30 29.36	<b>1:53.24</b> 29.94	894
4	2	KORZENIOWSKI Pawel	POL	0.76	(4) 25.54	(4) 54.47 28.93	(4) 1:24.17 29.70	<b>1:54.15</b> 29.98	873
5	1	SKVORTSOV Nikolay	RUS	0.79	(6) 26.43	(6) 56.17 29.74	(6) 1:26.47 30.30	<b>1:56.43</b> 29.96	822
6	7	STJEPANOVIC Velimir	SRB	0.65	(5) 26.13	(5) 55.41 29.28	(5) 1:25.70 30.29	<b>1:57.06</b> 31.36	809
7	6	CARVALHO Diogo	POR	0.69	(8) 26.66	(8) 56.92 30.26	(8) 1:28.06 31.14	<b>1:59.10</b> 31.04	768
8	8	STRELNIKOV Sergey	RUS	0.72	(7) 26.59	(7) 56.60 30.01	(7) 1:28.02 31.42	<b>1:59.87</b> 31.85	754

#### LEGEND

R.T. Reaction time

Timing & Data Handling by OMEGA





# FINA/ARENA Swimming World Cup 2011

DUBAI STOCKHOLM MOSCOW BERLIN SINGAPORE BEIJING TOKYO

18-19 October 2011

## Event 111

18 OCT 2011 - 18:21

## Women's 200m Individual Medley

200m 4-Nages Femmes

Final  
Finale



### Results

Résultats

	Record	Splits			Name	NOC Code	Location	Date
<b>WR</b>	2:04.60	27.22	58.60	1:34.54	SMIT Julia	USA	Manchester (GBR)	19 DEC 2009
<b>WC</b>	2:06.01	27.88	59.96	1:36.81	VERRASZTO Evelyn	HUN	Moscow (RUS)	6 NOV 2009

Final

Event No. 11

Rank	Lane	Name	NOC Code	R.T.	50m	100m	150m	Time	FINA Points
1	3	MORNINGSTAR Erica	CAN	0.77	(3) 28.46	(1) 1:01.00 32.54	(1) 1:37.48 36.48	<b>2:08.46</b> 30.98	912
2	4	KATO Izumi	JPN	0.70	(4) 28.61	(4) 1:01.79 33.18	(2) 1:37.98 36.19	<b>2:08.62</b> 30.64	909
3	6	CHOI Hye Ra	KOR	0.81	(5) 28.82	(3) 1:01.23 32.41	(3) 1:38.83 37.60	<b>2:08.81</b> 29.98	905
4	2	ANDREEVA Ekaterina	RUS	0.75	(2) 28.39	(5) 1:02.44 34.05	(5) 1:39.80 37.36	<b>2:11.66</b> 31.86	847
5	7	KIM Seo Yeong	KOR	0.76	(1) 28.26	(2) 1:01.18 32.92	(4) 1:39.46 38.28	<b>2:11.71</b> 32.25	846
6	1	BELYAKINA Daria	RUS	0.77	(7) 29.42	(7) 1:03.39 33.97	(6) 1:42.44 39.05	<b>2:13.15</b> 30.71	819
7	5	ANDREEVA Victoria	RUS	0.79	(6) 29.06	(6) 1:02.73 33.67	(7) 1:42.45 39.72	<b>2:13.38</b> 30.93	815
8	8	KROPP Andrea	USA	0.75	(8) 30.52	(8) 1:06.20 35.68	(8) 1:43.90 37.70	<b>2:16.39</b> 32.49	762

#### LEGEND

R.T. Reaction time

Timing & Data Handling by OMEGA





# FINA/ARENA Swimming World Cup 2011

DUBAI STOCKHOLM MOSCOW BERLIN SINGAPORE BEIJING TOKYO

18-19 October 2011

Event 112

18 OCT 2011 - 18:26

Men's 400m Freestyle  
400m Nage Libre Hommes

Final  
Finale



## Results

Résultats

	Record	Splits	Name	NOC Code	Location	Date
<b>WR</b>	3:32.77	52.62 1:46.68	2:40.65 BIEDERMANN Paul	GER	Berlin (GER)	14 NOV 2009
<b>WC</b>	3:32.77	52.62 1:46.68	2:40.65 BIEDERMANN Paul	GER	Berlin (GER)	14 NOV 2009

Final

Event No. 12

Rank	Lane	Name	NOC Code	R.T.	Time	FINA Points			
<b>1</b>	<b>6</b>	<b>BIEDERMANN Paul</b>	<b>GER</b>	<b>0.76</b>	<b>3:40.40</b>	<b>899</b>			
		50m (4) 26.11	100m (2) 54.20 28.09	150m (2) 1:22.59 28.39	200m (2) 1:51.09 28.50	250m (2) 2:19.15 28.06	300m (1) 2:47.12 27.97	350m (1) 3:14.10 26.98	26.30
<b>2</b>	<b>4</b>	<b>LOBINTSEV Nikita</b>	<b>RUS</b>	<b>0.78</b>	<b>3:43.02</b>	<b>868</b>			
		50m (7) 26.45	100m (7) 55.14 28.69	150m (6) 1:23.89 28.75	200m (6) 1:53.04 29.15	250m (3) 2:20.49 27.45	300m (3) 2:47.90 27.41	350m (2) 3:15.72 27.82	27.30
<b>3</b>	<b>5</b>	<b>GARANIN Denis</b>	<b>RUS</b>	<b>0.76</b>	<b>3:44.83</b>	<b>847</b>			
		50m (1) 25.76	100m (1) 53.29 27.53	150m (1) 1:21.89 28.60	200m (1) 1:50.59 28.70	250m (1) 2:19.03 28.44	300m (2) 2:47.87 28.84	350m (3) 3:16.80 28.93	28.03
<b>4</b>	<b>7</b>	<b>POLISHCHUK Mikhail</b>	<b>RUS</b>	<b>0.74</b>	<b>3:46.06</b>	<b>833</b>			
		50m (2) 26.01	100m (3) 54.34 28.33	150m (3) 1:23.06 28.72	200m (3) 1:52.16 29.10	250m (4) 2:20.79 28.63	300m (4) 2:49.77 28.98	350m (4) 3:18.42 28.65	27.64
<b>5</b>	<b>1</b>	<b>SORAK Stefan</b>	<b>SRB</b>	<b>0.68</b>	<b>3:46.54</b>	<b>828</b>			
		50m (3) 26.05	100m (4) 54.36 28.31	150m (4) 1:23.36 29.00	200m (4) 1:52.55 29.19	250m (6) 2:21.53 28.98	300m (6) 2:50.93 29.40	350m (6) 3:19.24 28.31	27.30
<b>6</b>	<b>3</b>	<b>KULIKOV Evgeny</b>	<b>RUS</b>	<b>0.77</b>	<b>3:46.63</b>	<b>827</b>			
		50m (8) 26.53	100m (5) 54.87 28.34	150m (5) 1:23.53 28.66	200m (5) 1:52.69 29.16	250m (5) 2:21.36 28.67	300m (5) 2:50.45 29.09	350m (5) 3:18.95 28.50	27.68
<b>7</b>	<b>2</b>	<b>BOKANKHEL Dmitry</b>	<b>RUS</b>	<b>0.80</b>	<b>3:50.11</b>	<b>790</b>			
		50m (5) 26.27	100m (8) 55.17 28.90	150m (8) 1:24.44 29.27	200m (8) 1:53.81 29.37	250m (8) 2:23.00 29.19	300m (7) 2:52.50 29.50	350m (7) 3:21.58 29.08	28.53
<b>8</b>	<b>8</b>	<b>POLYAKOV Victor</b>	<b>RUS</b>	<b>0.80</b>	<b>3:53.00</b>	<b>761</b>			
		50m (6) 26.31	100m (6) 54.90 28.59	150m (7) 1:23.91 29.01	200m (7) 1:53.14 29.23	250m (7) 2:22.79 29.65	300m (8) 2:52.97 30.18	350m (8) 3:23.32 30.35	29.68

### LEGEND

R.T. Reaction time

Timing & Data Handling by OMEGA





# FINA/ARENA Swimming World Cup 2011

DUBAI STOCKHOLM MOSCOW BERLIN SINGAPORE BEIJING TOKYO

18-19 October 2011

## Event 113

18 OCT 2011 - 18:33

Women's 50m Freestyle  
50m Nage Libre Femmes

Final  
Finale



### Results

Résultats

	Record	Name	NOC Code	Location	Date
<b>WR</b>	23.25	VELDHUIS Marleen	NED	Manchester (GBR)	13 APR 2008
<b>WC</b>	23.27	ALSHAMMAR Therese	SWE	Singapore (SIN)	21 NOV 2009

### Final

Event No. 13

Rank	Lane	Name	NOC Code	R.T.	Time	FINA Points
1	4	ALSHAMMAR Therese	SWE	0.66	<b>24.27</b>	879
2	5	SCHMITT Allison	USA	0.76	<b>24.74</b>	829
3	3	SCHREIBER Daniela	GER	0.82	<b>24.89</b>	815
4	1	STEPANYUK Darya	UKR	0.77	<b>25.02</b>	802
5	2	ZHENG Yifei	CHN	0.75	<b>25.14</b>	790
6	6	NEAL Lia	USA	0.70	<b>25.15</b>	790
7	8	NAJDANOVSKI Miroslava	SRB	0.66	<b>25.21</b>	784
8	7	LOVTSOVA Natalia	RUS	0.74	<b>25.27</b>	778

#### LEGEND

R.T. Reaction time

**Timing & Data Handling by OMEGA**





# FINA/ARENA Swimming World Cup 2011

DUBAI STOCKHOLM MOSCOW BERLIN SINGAPORE BEIJING TOKYO

18-19 October 2011

## Event 114

18 OCT 2011 - 18:46

Men's 200m Breaststroke  
200m Brasse Hommes

Final  
Finale



### Results

Résultats

	Record	Splits			Name	NOC Code	Location	Date
<b>WR</b>	2:00.67	27.74	58.46	1:29.33	GYURTA Daniel	HUN	Istanbul (TUR)	13 DEC 2009
<b>WC</b>	2:02.56	27.32	58.26	1:29.95	VERSFELD Neil	RSA	Berlin (GER)	14 NOV 2009

#### Final

Event No. 14

Rank	Lane	Name	NOC Code	R.T.	50m	100m	150m	Time	FINA Points
1	6	TOMITA Naoya	JPN	0.64	(1) 28.72	(1) 1:00.61 31.89	(1) 1:33.44 32.83	<b>2:06.51</b> 33.07	867
2	5	SINKEVICH Viacheslav	RUS	0.67	(3) 29.30	(2) 1:01.80 32.50	(2) 1:34.23 32.43	<b>2:06.77</b> 32.54	862
3	3	OTSUKA Kazuki	JPN	0.69	(4) 29.43	(3) 1:01.82 32.39	(3) 1:34.79 32.97	<b>2:07.12</b> 32.33	855
4	4	KOSTIN Oleg	RUS	0.92	(2) 29.22	(4) 1:01.90 32.68	(4) 1:34.89 32.99	<b>2:08.22</b> 33.33	833
5	1	KALISZ Chase	USA	0.79	(6) 30.23	(6) 1:03.79 33.56	(6) 1:36.60 32.81	<b>2:09.26</b> 32.66	813
6	7	SILIN Sergey	RUS	0.73	(5) 29.66	(5) 1:02.57 32.91	(5) 1:35.80 33.23	<b>2:09.65</b> 33.85	806
	2	BROWN Michael	CAN					<b>DSQ</b>	
	8	BLEDNKYH Anton	RUS					<b>DSQ</b>	

#### LEGEND

DSQ Disqualified

R.T. Reaction time

Timing & Data Handling by OMEGA





# FINA/ARENA Swimming World Cup 2011

DUBAI STOCKHOLM MOSCOW BERLIN SINGAPORE BEIJING TOKYO

18-19 October 2011

## Event 115

18 OCT 2011 - 18:51

## Men's 100m Individual Medley

100m 4-Nages Hommes

Final  
Finale



### Results

Résultats

	Record	Split	Name	NOC Code	Location	Date
<b>WR</b>	50.76	22.66	MANKOC Peter	SLO	Istanbul (TUR)	12 DEC 2009
<b>WC</b>	50.95	22.78	FESIKOV Sergey	RUS	Berlin (GER)	14 NOV 2009

Final

Event No. 15

Rank	Lane	Name	NOC Code	R.T.	50m	Time	FINA Points
1	4	PHELPS Michael	USA	0.71	(1) 23.78	<b>52.19</b> 28.41	920
2	5	TO Kenneth	AUS	0.62	(1) 23.78	<b>52.82</b> 29.04	887
3	6	ZHILIN Dmitry	RUS	0.72	(3) 24.66	<b>53.88</b> 29.22	836
4	2	SETO Daiya	JPN	0.62	(5) 25.50	<b>54.78</b> 29.28	795
5	7	GRECHIN Andrey	RUS	0.73	(7) 25.86	<b>55.32</b> 29.46	772
6	3	KOSAKA Yuma	JPN	0.64	(4) 25.25	<b>55.53</b> 30.28	763
7	1	CARVALHO Diogo	POR	0.70	(6) 25.67	<b>55.64</b> 29.97	759
8	8	LAKHTYUKHOV Stanislav	RUS	0.77	(8) 26.39	<b>55.73</b> 29.34	755

#### LEGEND

R.T. Reaction time

Timing & Data Handling by OMEGA







# FINA/ARENA Swimming World Cup 2011

DUBAI STOCKHOLM MOSCOW BERLIN SINGAPORE BEIJING TOKYO

18-19 October 2011

## Event 116

18 OCT 2011 - 18:55

Women's 200m Backstroke  
200m Dos Femmes

Final  
Finale



### Results

Résultats

	Record	Splits			Name	NOC Code	Location	Date
<b>WR</b>	2:00.18	27.91	58.66	1:29.49	SAKAI Shiho	JPN	Berlin (GER)	14 NOV 2009
<b>WC</b>	2:00.18	27.91	58.66	1:29.49	SAKAI Shiho	JPN	Berlin (GER)	14 NOV 2009

Final

Event No. 16

Rank	Lane	Name	NOC Code	R.T.	50m	100m	150m	Time	FINA Points
1	4	FRANKLIN Melissa	USA	0.63	(1) 29.80	(1) 1:00.83 31.03	(1) 1:32.36 31.53	<b>2:03.61</b> 31.25	919
2	6	ZUEVA Anastasia	RUS	0.79	(4) 30.66	(3) 1:03.22 32.56	(2) 1:35.72 32.50	<b>2:07.33</b> 31.61	840
3	5	LIU Jing	CHN	0.71	(3) 30.61	(4) 1:03.43 32.82	(4) 1:36.33 32.90	<b>2:08.85</b> 32.52	811
4	3	PAPUSHA Alexandra	RUS	0.63	(2) 30.55	(2) 1:03.18 32.63	(3) 1:36.32 33.14	<b>2:09.16</b> 32.84	805
5	2	GROMOVA Maria	RUS	0.74	(7) 31.12	(6) 1:04.12 33.00	(5) 1:37.65 33.53	<b>2:10.79</b> 33.14	775
6	7	VERSHININA Kristina	RUS	0.68	(5) 30.85	(5) 1:03.98 33.13	(6) 1:38.08 34.10	<b>2:11.66</b> 33.58	760
7	8	BOBROVNIK Maria	RUS	0.67	(6) 30.98	(8) 1:04.87 33.89	(8) 1:39.70 34.83	<b>2:13.40</b> 33.70	731
8	1	ZAPATRINA Valentina	RUS	0.61	(8) 31.47	(7) 1:04.82 33.35	(7) 1:39.01 34.19	<b>2:13.80</b> 34.79	724

#### LEGEND

R.T. Reaction time

Timing & Data Handling by OMEGA





# FINA/ARENA Swimming World Cup 2011

DUBAI STOCKHOLM MOSCOW BERLIN SINGAPORE BEIJING TOKYO

18-19 October 2011

## Event 117

18 OCT 2011 - 19:00

## Men's 50m Butterfly

50m Papillon Hommes

Final  
Finale



### Results

Résultats

	Record	Name	NOC Code	Location	Date
<b>WR</b>	21.80	DEIBLER Steffen	GER	Berlin (GER)	14 NOV 2009
<b>WC</b>	21.80	DEIBLER Steffen	GER	Berlin (GER)	14 NOV 2009

### Final

Event No. 17

Rank	Lane	Name	NOC Code	R.T.	Time	FINA Points
1	4	HUEGILL Geoff	AUS	0.66	<b>22.96</b>	855
2	6	KOROTYSHKIN Evgeny	RUS	0.67	<b>23.26</b>	823
3	5	CAVIC Milorad	SRB	0.71	<b>23.28</b>	821
4	3	MCGILL Tyler	USA	0.59	<b>23.36</b>	812
5	2	VENANCIO Tiago	POR	0.72	<b>23.74</b>	774
6	7	PADALET'S Alexander	RUS	0.68	<b>23.97</b>	752
7	8	LAZUKA Evgeniy	AZE	0.73	<b>24.16</b>	734
8	1	PROKOFYEV Nikita	RUS	0.70	<b>24.21</b>	730

#### LEGEND

R.T. Reaction time

**Timing & Data Handling by OMEGA**





# FINA/ARENA Swimming World Cup 2011

DUBAI STOCKHOLM MOSCOW BERLIN SINGAPORE BEIJING TOKYO

18-19 October 2011

## Event 101

18 OCT 2011 - 17:05

Women's 800m Freestyle  
800m Nage Libre Femmes

Fastest Heat(s)  
Série(s) rapide(s)



### Results Summary

Synthèse des résultats

	Record	Splits			Name	NOC Code	Location	Date
<b>WR</b>	8:04.53	59.82	2:01.30	3:02.55	4:03.36	FILIPPI Alessia	ITA Rijeka (CRO)	12 DEC 2008
		5:04.40	6:05.02	7:05.51				
<b>WC</b>	8:04.61	58.39	1:59.49	3:00.62	4:02.01	FRIIS Lotte	DEN Berlin (GER)	14 NOV 2009
		5:03.19	6:04.12	7:04.99				

Event No. 1

Rank	Heat	Lane	Name	Date of Birth	NOC Code	R.T.	Time	FINA Points
<b>1</b>	<b>2</b>	<b>4</b>	<b>SOKOLOVA Elena</b>	13 FEB 1991	RUS	0.77	<b>8:21.82</b>	900
	50m 28.77	100m 59.15	150m 1:30.33	200m 2:01.50	250m 2:32.62	300m 3:04.20	350m 3:35.73	400m 4:07.48
		30.38	31.18	31.17	31.12	31.58	31.53	31.75
	450m 4:38.52	500m 5:09.63	550m 5:41.29	600m 6:13.59	650m 6:46.15	700m 7:18.67	750m 7:50.69	
	31.04	31.11	31.66	32.30	32.56	32.52	32.02	31.13
<b>2</b>	<b>2</b>	<b>5</b>	<b>FLICKINGER Hali</b>	7 JUL 1994	USA	0.76	<b>8:37.27</b>	821
	50m 29.90	100m 1:01.99	150m 1:34.57	200m 2:06.89	250m 3:11.88	300m 3:44.37	350m 4:17.02	400m 4:49.71
		32.09	32.58	32.32	1:04.99	32.49	32.65	32.69
	450m 5:22.36	500m 6:27.63	550m 7:00.27	600m 7:33.21	650m 8:06.06			
	32.65	1:05.27	32.64	32.94	32.85			
<b>3</b>	<b>2</b>	<b>1</b>	<b>KUDRYASHOVA Alena</b>	11 JAN 1995	RUS	0.84	<b>8:49.19</b>	767
	50m 30.24	100m 1:02.65	150m 1:35.47	200m 2:09.05	250m 2:42.76	300m 3:16.69	350m 3:50.61	400m 4:24.46
		32.41	32.82	33.58	33.71	33.93	33.92	33.85
	450m 4:57.77	500m 5:31.39	550m 6:04.74	600m 6:38.24	650m 7:11.31	700m 7:44.44	750m 8:17.61	
	33.31	33.62	33.35	33.50	33.07	33.13	33.17	31.58
<b>4</b>	<b>2</b>	<b>6</b>	<b>SHAPOVALOVA Elena</b>	22 FEB 1989	RUS	0.92	<b>8:49.44</b>	766
	50m 30.49	100m 1:02.91	150m 1:35.30	200m 2:08.01	250m 2:40.88	300m 3:14.03	350m 3:46.90	400m 4:20.34
		32.42	32.39	32.71	32.87	33.15	32.87	33.44
	450m 4:53.56	500m 5:27.20	550m 6:00.60	600m 6:34.22	650m 7:08.16	700m 7:42.39	750m 8:16.29	
	33.22	33.64	33.40	33.62	33.94	34.23	33.90	33.15
<b>5</b>	<b>2</b>	<b>3</b>	<b>STETSENKO Ganna</b>	1 JAN 1992	UKR	0.93	<b>8:53.24</b>	750
	50m 31.26	100m 1:03.98	150m 1:37.08	200m 2:10.45	250m 2:43.76	300m 3:17.50	350m 3:51.04	400m 4:24.60
		32.72	33.10	33.37	33.31	33.74	33.54	33.56
	450m 4:58.33	500m 5:31.98	550m 6:05.53	600m 6:39.51	650m 7:13.26	700m 7:47.20	750m 8:20.91	
	33.73	33.65	33.55	33.98	33.75	33.94	33.71	32.33
<b>6</b>	<b>2</b>	<b>2</b>	<b>DYAKINA Yulia</b>	26 JAN 1995	RUS	1.03	<b>8:54.43</b>	745
	50m 31.20	100m 1:03.91	150m 1:36.97	200m 2:10.12	250m 2:43.54	300m 3:17.06	350m 3:50.80	400m 4:24.48
		32.71	33.06	33.15	33.42	33.52	33.74	33.68
	450m 4:58.18	500m 5:31.97	550m 6:05.72	600m 6:39.59	650m 7:13.45	700m 7:47.49	750m 8:21.62	
	33.70	33.79	33.75	33.87	33.86	34.04	34.13	32.81
<b>7</b>	<b>2</b>	<b>7</b>	<b>NAGOVITSYNA Veronika</b>	24 FEB 1994	RUS	0.96	<b>9:07.90</b>	691
	50m 31.17	100m 1:04.32	150m 1:37.73	200m 2:11.44	250m 2:45.72	300m 3:19.96	350m 3:54.30	400m 4:29.07
		33.15	33.41	33.71	34.28	34.24	34.34	34.77
	450m 5:03.91	500m 5:38.64	550m 6:13.54	600m 6:48.51	650m 7:23.51	700m 7:58.68	750m 8:33.90	
	34.84	34.73	34.90	34.97	35.00	35.17	35.22	34.00
<b>8</b>	<b>1</b>	<b>4</b>	<b>ZAKURINA Alena</b>	22 DEC 1992	RUS	0.89	<b>9:09.19</b>	686
	50m 30.84	100m 1:04.10	150m 1:37.54	200m 2:11.72	250m 2:45.54	300m 3:19.61	350m 3:54.13	400m 4:29.67
		33.26	33.44	34.18	33.82	34.07	34.52	35.54
	450m 5:04.30	500m 5:39.37	550m 6:14.68	600m 6:49.80	650m 7:24.86	700m 8:00.08	750m 8:34.95	
	34.63	35.07	35.31	35.12	35.06	35.22	34.87	34.24
<b>9</b>	<b>1</b>	<b>3</b>	<b>SINEVA Anna</b>	29 MAR 1996	RUS	0.85	<b>9:14.49</b>	667
	50m 30.78	100m 1:04.38	150m 1:38.66	200m 2:13.40	250m 2:48.05	300m 3:22.96	350m 3:58.16	400m 4:33.64
		33.60	34.28	34.74	34.65	34.91	35.20	35.48
	450m 5:08.54	500m 5:43.80	550m 6:19.41	600m 6:54.85	650m 7:30.09	700m 8:05.47	750m 8:40.59	
	34.90	35.26	35.61	35.44	35.24	35.38	35.12	33.90
<b>10</b>	<b>2</b>	<b>8</b>	<b>TSENG Wei Wen Rachel Marjorie</b>	3 MAR 1998	SIN	0.79	<b>9:19.69</b>	648
	50m 31.21	100m 1:05.07	150m 1:39.40	200m 2:14.09	250m 2:48.93	300m 3:24.49	350m 3:59.91	400m 4:35.42
		33.86	34.33	34.69	34.84	35.56	35.42	35.51
	450m 5:11.44	500m 5:47.08	550m 6:22.85	600m 6:58.52	650m 7:34.30	700m 8:10.11	750m 8:45.32	
	36.02	35.64	35.77	35.67	35.78	35.81	35.21	34.37
<b>11</b>	<b>1</b>	<b>5</b>	<b>CHAN Nur Marina</b>	24 DEC 1997	SIN	0.68	<b>9:21.38</b>	642
	50m 31.07	100m 1:04.93	150m 1:39.36	200m 2:14.49	250m 2:49.72	300m 3:25.00	350m 4:00.78	400m 4:36.75
		33.86	34.43	35.13	35.23	35.28	35.78	35.97
	450m 5:12.60	500m 5:48.36	550m 6:24.07	600m 7:00.01	650m 7:35.58	700m 8:11.17	750m 8:47.12	
	35.85	35.76	35.71	35.94	35.57	35.59	35.95	34.26

Timing & Data Handling by OMEGA





# FINA/ARENA Swimming World Cup 2011

DUBAI STOCKHOLM MOSCOW BERLIN SINGAPORE BEIJING TOKYO

18-19 October 2011

**Event 101**  
18 OCT 2011 - 17:05

Women's 800m Freestyle  
800m Nage Libre Femmes

Fastest Heat(s)  
Série(s) rapide(s)



Event No. 1

Rank	Heat	Lane	Name	Date of Birth	NOC Code	R.T.	Time	FINA Points
------	------	------	------	---------------	----------	------	------	-------------

**LEGEND**

R.T. Reaction time

**Timing & Data Handling by OMEGA**





# FINA/ARENA Swimming World Cup 2011

DUBAI STOCKHOLM MOSCOW BERLIN SINGAPORE BEIJING TOKYO

18-19 October 2011

## Event 106

18 OCT 2011 - 17:47

Men's 400m Individual Medley  
400m 4-Nages Hommes

Fastest Heat(s)  
Série(s) rapide(s)



### Results Summary

Synthèse des résultats

	Record	Splits	Name	NOC Code	Location	Date
<b>WR</b>	3:55.50	54.62 1:53.73	3:01.14 LOCHTE Ryan	USA	Dubai (UAE)	16 DEC 2010
<b>WC</b>	4:00.63	55.65 1:55.57	3:03.41 PEREIRA Thiago	BRA	Berlin (GER)	17 NOV 2007

Event No. 6

Rank	Heat	Lane	Name	Date of Birth	NOC Code	R.T.	Time	FINA Points
1	3	4	<b>SETO Daiya</b>	24 MAY 1994	JPN	0.62	<b>4:07.16</b>	865
	50m	26.21	100m 56.37	150m 1:28.20	200m 1:59.87	250m 2:34.66	300m 3:10.02	350m 3:39.52
			30.16	31.83	31.67	34.79	35.36	29.50
								27.64
2	3	5	<b>TIKHONOV Alexander</b>	4 MAY 1988	RUS	0.73	<b>4:07.66</b>	859
	50m	26.85	100m 57.60	150m 1:28.93	200m 2:00.83	250m 2:34.58	300m 3:09.77	350m 3:39.35
			30.75	31.33	31.90	33.75	35.19	29.58
								28.31
3	3	2	<b>KALISZ Chase</b>	7 MAR 1994	USA	0.74	<b>4:09.00</b>	846
	50m	27.63	100m 58.93	150m 1:31.75	200m 2:03.97	250m 2:38.25	300m 3:11.72	350m 3:40.98
			31.30	32.82	32.22	34.28	33.47	29.26
								28.02
4	3	3	<b>CARVALHO Diogo</b>	1 JAN 1988	POR	0.71	<b>4:13.52</b>	801
	50m	26.98	100m 57.89	150m 1:30.73	200m 2:03.31	250m 2:38.33	300m 3:14.25	350m 3:44.41
			30.91	32.84	32.58	35.02	35.92	30.16
								29.11
5	3	7	<b>PRENOT Josh</b>	28 JUL 1993	USA	0.72	<b>4:14.61</b>	791
	50m	27.55	100m 58.45	150m 1:32.41	200m 2:05.33	250m 2:40.52	300m 3:15.70	350m 3:45.83
			30.90	33.96	32.92	35.19	35.18	30.13
								28.78
6	2	2	<b>TROFIMOV Ivan</b>	1 JAN 1992	RUS	0.74	<b>4:16.49</b>	774
	50m	26.68	100m 57.88	150m 1:30.16	200m 2:02.05	250m 2:37.53	300m 3:14.84	350m 3:46.49
			31.20	32.28	31.89	35.48	37.31	31.65
								30.00
7	2	3	<b>PEBLEY Jacob</b>	17 SEP 1993	USA	0.80	<b>4:16.95</b>	769
	50m	27.65	100m 59.31	150m 1:32.20	200m 2:03.20	250m 2:41.05	300m 3:18.78	350m 3:48.40
			31.66	32.89	31.00	37.85	37.73	29.62
								28.55
8	3	6	<b>VOLOVNIK Ilya</b>	20 JUN 1988	RUS	0.69	<b>4:18.49</b>	756
	50m	27.44	100m 58.85	150m 1:30.98	200m 2:02.92	250m 2:39.88	300m 3:18.25	350m 3:48.84
			31.41	32.13	31.94	36.96	38.37	30.59
								29.65
9	2	4	<b>KRYLOV Andrey</b>	10 APR 1984	RUS	0.79	<b>4:21.73</b>	728
	50m	27.98	100m 59.97	150m 1:33.75	200m 2:06.90	250m 2:44.17	300m 3:21.57	350m 3:52.31
			31.99	33.78	33.15	37.27	37.40	30.74
								29.42
10	2	6	<b>MIKHEEV Mikhail</b>	22 MAY 1988	RUS	0.83	<b>4:22.72</b>	720
	50m	27.93	100m 59.38	150m 1:32.88	200m 2:04.92	250m 2:41.76	300m 3:19.72	350m 3:52.08
			31.45	33.50	32.04	36.84	37.96	32.36
								30.64
11	3	8	<b>KASHPERSKIY Sergey</b>	30 OCT 1992	RUS	0.75	<b>4:25.51</b>	697
	50m	28.25	100m 1:00.65	150m 1:35.79	200m 2:10.22	250m 2:47.89	300m 3:25.24	350m 3:56.11
			32.40	35.14	34.43	37.67	37.35	30.87
								29.40
12	1	5	<b>FILATOV Pavel</b>	5 JAN 1991	RUS	0.67	<b>4:27.21</b>	684
	50m	28.04	100m 1:00.28	150m 1:34.58	200m 2:09.26	250m 2:46.80	300m 3:25.00	350m 3:56.75
			32.24	34.30	34.68	37.54	38.20	31.75
								30.46
13	2	7	<b>SAVCHENKO Egor</b>	14 JUN 1990	RUS	0.63	<b>4:29.09</b>	670
	50m	28.91	100m 1:01.41	150m 1:35.77	200m 2:10.41	250m 2:48.11	300m 3:26.72	350m 3:57.99
			32.50	34.36	34.64	37.70	38.61	31.27
								31.10
14	2	5	<b>LAPUKHIN Artsiom</b>	4 OCT 1992	BLR	0.84	<b>4:33.79</b>	636
	50m	28.65	100m 1:01.18	150m 1:36.20	200m 2:11.03	250m 2:49.84	300m 3:28.82	350m 4:02.17
			32.53	35.02	34.83	38.81	38.98	33.35
								31.62
15	1	4	<b>PISKUNOV Alexander</b>	2 FEB 1991	RUS	0.82	<b>4:34.85</b>	629
	50m	28.80	100m 1:01.84	150m 1:36.45	200m 2:11.21	250m 2:52.56	300m 3:33.58	350m 4:04.79
			33.04	34.61	34.76	41.35	41.02	31.21
								30.06
	1	3	<b>MUSTAFIN Rinat</b>	8 JUN 1994	RUS		<b>DSQ</b>	
	3	1	<b>STRELNIKOV Sergey</b>	11 JAN 1991	RUS		<b>DSQ</b>	

#### LEGEND

DSQ Disqualified

R.T. Reaction time

### Timing & Data Handling by OMEGA



## Results Summary

Synthèse des résultats

	Record	Split	Name	NOC Code	Location	Date
<b>WR</b>	51.01	24.29	TRICKETT Lisbeth	AUS	Hobart (AUS)	10 AUG 2009
<b>WC</b>	51.19	24.54	HALSALL Francesca	GBR	Singapore (SIN)	22 NOV 2009

### Heats Event No. 19

Rank	Heat	Lane	Name	Date of Birth	NOC Code	R.T.	50m	Time	FINA Points
1	4	4	FRANKLIN Melissa	10 MAY 1995	USA	0.74	25.96	<b>53.36</b> 27.40	873 Q
2	3	4	SCHREIBER Daniela	26 JUN 1989	GER	0.86	26.29	<b>54.08</b> 27.79	839 Q
3	3	5	SCHMITT Allison	7 JUN 1990	USA	0.75	26.57	<b>54.32</b> 27.75	828 Q
4	4	5	NESTEROVA Margarita	20 SEP 1989	RUS	0.74	26.20	<b>54.40</b> 28.20	824 Q
5	4	8	SIMONOVA Vitalina	18 SEP 1992	RUS	0.79	26.02	<b>54.53</b> 28.51	818 Q
6	2	5	NEAL Lia	13 FEB 1995	USA	0.68	26.73	<b>54.66</b> 27.93	812 Q
7	3	2	ZHENG Yifei	6 JAN 1992	CHN	0.76	26.47	<b>55.00</b> 28.53	797 Q
8	2	2	ANDREEVA Victoria	21 JUN 1992	RUS	0.80	26.93	<b>55.36</b> 28.43	782 Q
9	3	6	LOVTSOVA Natalia	14 APR 1988	RUS	0.75	26.83	<b>55.51</b> 28.68	775
9	4	3	NAJDANOVSKI Miroslava	10 JAN 1988	SRB	0.70	26.72	<b>55.51</b> 28.79	775
11	4	2	CHENAULT Chelsea	19 OCT 1994	USA	0.78	26.92	<b>55.67</b> 28.75	769
12	2	4	STEPANYUK Darya	1 JAN 1990	UKR	0.78	27.09	<b>55.68</b> 28.59	768
13	3	3	POPOVA Veronika	20 JAN 1991	RUS	0.77	27.17	<b>55.69</b> 28.52	768
14	3	1	KLYUCHNIKOVA Olga	1 SEP 1989	RUS	0.81	26.99	<b>55.90</b> 28.91	759
15	4	1	GUO Junjun	2 JAN 1991	CHN	0.74	27.18	<b>55.97</b> 28.79	757
16	4	7	MALYUTINA Victoria	30 APR 1990	RUS	0.72	27.37	<b>56.01</b> 28.64	755
17	1	3	VLADYKINA Vasilisa	23 JAN 1987	RUS	0.74	27.14	<b>56.18</b> 29.04	748
18	2	7	UGOLKOVA Maria	18 JUL 1989	RUS	0.70	27.01	<b>56.29</b> 29.28	744
19	4	6	VOLODINA Kira	14 MAR 1986	RUS	0.71	26.86	<b>56.31</b> 29.45	743
20	1	7	NASRETDINOVA Rozaliya	10 FEB 1997	RUS	0.75	27.20	<b>56.77</b> 29.57	725
21	2	3	AKSENOVA Anastasia	5 MAR 1990	RUS	0.79	27.38	<b>56.85</b> 29.47	722
22	2	1	MISELIMYAN Natalia	1 FEB 1990	RUS	0.75	27.30	<b>56.94</b> 29.64	718
23	1	2	PUKHOVA Kristina	3 MAR 1997	RUS	0.76	27.98	<b>56.99</b> 29.01	717
24	1	4	REZNIKOVA Maria	2 FEB 1994	RUS	0.69	27.77	<b>57.08</b> 29.31	713
25	2	8	KOROLKOVA Elizaveta	5 MAY 1998	RUS	0.80	27.53	<b>57.18</b> 29.65	709

Timing & Data Handling by OMEGA

Heats Event No. 19

Rank	Heat	Lane	Name	Date of Birth	NOC Code	R.T.	50m	Time	FINA Points
26	2	6	FEDULOVA Svetlana	17 MAR 1984	RUS	0.67	27.49	<b>57.40</b> 29.91	701
27	3	7	KHITRAYA Yuliya	11 SEP 1989	BLR	0.79	27.70	<b>57.69</b> 29.99	691
28	1	5	SERKO Elena	13 SEP 1995	RUS	0.72	28.07	<b>57.76</b> 29.69	688
29	1	6	CHAN Nur Marina	24 DEC 1997	SIN	0.67	28.48	<b>58.87</b> 30.39	650
30	1	1	AUSTIN Gabriella	14 JUN 1995	NZL	0.75	28.64	<b>59.15</b> 30.51	641
31	1	8	VASILYAN Monica	1 JAN 1995	ARM	0.76	28.76	<b>1:00.28</b> 31.52	605
	3	8	SHEPEL Tatiana	3 NOV 1992	RUS			<b>DNS</b>	

**LEGEND**

DNS Did not start                      Q    Qualified for the next phase                      R.T.    Reaction time

## Timing & Data Handling by OMEGA





# FINA/ARENA Swimming World Cup 2011

DUBAI STOCKHOLM MOSCOW BERLIN SINGAPORE BEIJING TOKYO

18-19 October 2011

Event 20  
19 OCT 2011

Men's 200m Freestyle  
200m Nage Libre Hommes

Heats  
Séries



## Results Summary

Synthèse des résultats

	Record	Splits			Name	NOC Code	Location	Date
<b>WR</b>	1:39.37	23.79	49.29	1:14.72	BIEDERMANN Paul	GER	Berlin (GER)	15 NOV 2009
<b>WC</b>	1:39.37	23.79	49.29	1:14.72	BIEDERMANN Paul	GER	Berlin (GER)	15 NOV 2009

### Heats

Event No. 20

Rank	Heat	Lane	Name	Date of Birth	NOC Code	R.T.	50m	100m	150m	Time	FINA Points
1	4	4	LOBINTSEV Nikita	21 NOV 1988	RUS	0.78	25.48	52.62	1:19.59	<b>1:46.41</b>	814 Q
								27.14	26.97	26.82	
2	4	5	SUKHORUKOV Alexander	22 FEB 1988	RUS	0.74	25.47	52.48	1:19.88	<b>1:46.42</b>	814 Q
								27.01	27.40	26.54	
3	4	3	ZHANG Zhongchao	13 NOV 1989	CHN	0.73	24.96	51.74	1:19.44	<b>1:47.21</b>	796 Q
								26.78	27.70	27.77	
4	6	4	BIEDERMANN Paul	7 AUG 1986	GER	0.79	25.55	53.13	1:20.69	<b>1:47.26</b>	795 Q
								27.58	27.56	26.57	
5	5	5	LAGUNOV Evgeny	14 DEC 1985	RUS	0.72	24.57	52.04	1:20.22	<b>1:47.33</b>	793 Q
								27.47	28.18	27.11	
6	5	4	PHELPS Michael	30 JUN 1985	USA	0.69	25.03	52.25	1:20.11	<b>1:47.39</b>	792 Q
								27.22	27.86	27.28	
7	5	3	LOBUZOV Artem	25 JAN 1991	RUS	0.65	25.22	52.78	1:20.64	<b>1:47.71</b>	785 Q
								27.56	27.86	27.07	
7	6	5	KORZENIOWSKI Pawel	9 JUL 1985	POL	0.74	25.67	53.56	1:21.02	<b>1:47.71</b>	785 Q
								27.89	27.46	26.69	
9	4	1	VENANCIO Tiago	19 JUL 1987	POR	0.74	25.16	52.07	1:19.72	<b>1:47.78</b>	783
								26.91	27.65	28.06	
10	6	6	HORIHATA Yuya	30 JUL 1990	JPN	0.67	25.49	52.80	1:20.42	<b>1:47.79</b>	783
								27.31	27.62	27.37	
11	6	3	POLISHCHUK Mikhail	10 JAN 1989	RUS	0.74	25.26	53.02	1:20.86	<b>1:47.99</b>	779
								27.76	27.84	27.13	
12	3	3	ERMAKOV Dmitry	7 FEB 1993	RUS	0.73	25.31	52.95	1:20.63	<b>1:48.04</b>	778
								27.64	27.68	27.41	
13	6	2	ANDRUSENKO Viacheslav	14 MAY 1992	RUS	0.76	25.57	52.95	1:20.21	<b>1:48.13</b>	776
								27.38	27.26	27.92	
14	5	7	AYZETULLOV Evgeny	16 SEP 1990	RUS	0.73	25.34	52.99	1:20.78	<b>1:48.52</b>	767
								27.65	27.79	27.74	
15	3	6	STJEPANOVIC Velimir	7 AUG 1993	SRB	0.65	25.45	53.03	1:20.82	<b>1:48.83</b>	761
								27.58	27.79	28.01	
16	3	4	BOKANKHEL Dmitry	20 FEB 1990	RUS	0.78	25.65	53.40	1:21.23	<b>1:48.86</b>	760
								27.75	27.83	27.63	
17	2	5	PRUDNIKOV Viacheslav	31 OCT 1993	RUS	0.76	25.78	53.61	1:21.50	<b>1:48.98</b>	758
								27.83	27.89	27.48	
18	4	7	TIMATKOV Boris	21 APR 1986	RUS	0.69	25.52	53.24	1:21.05	<b>1:49.26</b>	752
								27.72	27.81	28.21	
19	3	8	KLYUKIN Aleksandr	27 JAN 1993	RUS	0.72	25.70	53.59	1:21.61	<b>1:49.29</b>	751
								27.89	28.02	27.68	
20	4	8	KULIKOV Evgeny	9 JUN 1991	RUS	0.73	25.76	53.43	1:21.51	<b>1:49.50</b>	747
								27.67	28.08	27.99	
21	6	7	CARVALHO Diogo	1 JAN 1988	POR	0.71	25.54	53.36	1:21.27	<b>1:49.53</b>	746
								27.82	27.91	28.26	
22	3	2	JONSSON Jesper	13 JAN 1993	SWE	0.78	25.66	53.36	1:21.57	<b>1:49.76</b>	742
								27.70	28.21	28.19	
23	6	1	UKRAINSKIY Mikhail	20 AUG 1992	RUS	0.69	25.72	53.39	1:21.38	<b>1:49.82</b>	740
								27.67	27.99	28.44	
24	2	7	TIKHOBAEV Oleg	26 JUL 1990	RUS	0.71	25.92	54.40	1:22.93	<b>1:50.48</b>	727
								28.48	28.53	27.55	
24	6	8	STEPANOV Anton	13 JUN 1985	RUS	0.74	26.18	54.37	1:22.19	<b>1:50.48</b>	727
								28.19	27.82	28.29	

Timing & Data Handling by OMEGA





# FINA/ARENA Swimming World Cup 2011

DUBAI STOCKHOLM MOSCOW BERLIN SINGAPORE BEIJING TOKYO

18-19 October 2011

Event 20  
19 OCT 2011

Men's 200m Freestyle  
200m Nage Libre Hommes

Heats  
Séries



## Heats

Event No. 20

Rank	Heat	Lane	Name	Date of Birth	NOC Code	R.T.	50m	100m	150m	Time	FINA Points
26	2	4	PEBLEY Jacob	17 SEP 1993	USA	0.78	26.33	54.30	1:22.92	<b>1:50.65</b>	724
										27.73	
27	5	6	SELIN Aleksandr	14 MAR 1988	RUS	0.87	25.25	52.84	1:21.78	<b>1:50.66</b>	724
								27.59	28.94	28.88	
28	4	6	USHAKOV Andrey	28 MAR 1992	RUS	0.66	26.01	54.00	1:22.66	<b>1:50.84</b>	720
								27.99	28.66	28.18	
29	3	1	MEDVETSKIY Pavel	13 JUN 1990	RUS	0.68	25.85	53.79	1:23.25	<b>1:51.24</b>	712
								27.94	29.46	27.99	
30	5	8	ZADVORNY Yury	7 OCT 1985	RUS	0.77	25.41	53.41	1:22.40	<b>1:52.58</b>	687
								28.00	28.99	30.18	
31	2	3	VEDERNIKOV Vladislav	1 JAN 1991	UKR	0.76	26.41	54.90	1:23.97	<b>1:53.02</b>	679
								28.49	29.07	29.05	
32	3	5	KITAEV Nikita	1 AUG 1993	RUS	0.66	26.42	54.92	1:24.17	<b>1:53.59</b>	669
								28.50	29.25	29.42	
33	3	7	BULAKHOV Nikolay	12 MAR 1990	RUS	0.79	26.07	55.42	1:25.58	<b>1:54.65</b>	651
								29.35	30.16	29.07	
34	2	6	GROSHEV Sergey	15 MAR 1993	RUS	0.77	26.26	55.65	1:25.69	<b>1:55.42</b>	638
								29.39	30.04	29.73	
35	5	1	SORAK Stefan	26 MAR 1992	SRB	0.70	26.82	56.90	1:27.72	<b>1:58.09</b>	595
								30.08	30.82	30.37	
36	2	2	NG Jia Hui Mattias	13 FEB 1993	SIN	0.65	27.04	56.96	1:28.59	<b>1:58.80</b>	585
								29.92	31.63	30.21	
37	1	5	TALEB Ben	15 SEP 1995	ALG	0.76	27.19	57.45	1:28.93	<b>2:00.14</b>	565
								30.26	31.48	31.21	
38	5	2	SYRNIKOV Vitaly	10 APR 1991	RUS	0.72	27.75	59.29	1:31.39	<b>2:01.08</b>	552
								31.54	32.10	29.69	
39	2	8	AL HAMADI Hussain Mohammed	5 DEC 1994	UAE	0.67	29.05	1:01.76	1:35.46	<b>2:09.26</b>	454
								32.71	33.70	33.80	
40	1	3	ALSAWAI Abdulla Yousuf	21 APR 1995	UAE	0.78	29.87	1:02.76	1:37.10	<b>2:09.77</b>	448
								32.89	34.34	32.67	
41	1	4	MOHAMED Khalifa Jumaa	7 MAY 1987	UAE	0.85	29.41	1:01.49	1:36.25	<b>2:11.56</b>	430
								32.08	34.76	35.31	
	4	2	FESIKOV Sergei	21 JAN 1989	RUS					<b>DNS</b>	
	2	1	YONG Jerryl	23 FEB 1996	SIN					<b>DSQ</b>	

### LEGEND

DNS Did not start      DSQ Disqualified      Q Qualified for the next phase      R.T. Reaction time

Timing & Data Handling by OMEGA



## Results Summary

Synthèse des résultats

	Record	Name	NOC Code	Location	Date
<b>WR</b>	28.80	HARDY Jessica A	USA	Berlin (GER)	15 NOV 2009
<b>WC</b>	28.80	HARDY Jessica A	USA	Berlin (GER)	15 NOV 2009

### Heats

Event No. 21

Rank	Heat	Lane	Name	Date of Birth	NOC Code	R.T.	Time	FINA Points
1	2	4	ARTEMYEVA Valentina	8 DEC 1986	RUS	0.66	<b>30.21</b>	866 Q
2	3	4	EFIMOVA Yuliya	3 APR 1992	RUS	0.72	<b>31.02</b>	800 Q
3	1	4	BAKLAKOVA Ekaterina	19 MAR 1992	RUS	0.72	<b>31.44</b>	768 Q
4	3	5	DEEVA Daria	2 SEP 1990	RUS	0.65	<b>31.45</b>	767 Q
5	1	3	KIM Hye Jin	3 MAY 1994	KOR	0.72	<b>31.52</b>	762 Q
6	3	6	JEONG Darae	2 DEC 1991	KOR	0.79	<b>31.83</b>	740 Q
7	1	6	KALASHNIKOVA Vera	14 SEP 1992	RUS	0.75	<b>32.00</b>	729 Q
8	2	7	UYMENOVA Ekaterina	12 FEB 1986	RUS	0.69	<b>32.20</b>	715 ?
8	3	3	GERASKINA Natalia	9 FEB 1990	RUS	0.69	<b>32.20</b>	715 ?
10	2	5	BURDINA Ekaterina	2 MAY 1992	RUS	0.80	<b>32.23</b>	713
11	3	2	VINOKURENKOVA Natalia	23 JUN 1983	RUS	0.77	<b>32.27</b>	710
12	2	3	WATANABE Kanako	15 NOV 1996	JPN	0.71	<b>32.37</b>	704
13	2	2	CHAUN Anastasia	11 SEP 1988	RUS	0.72	<b>32.56</b>	692
14	1	5	PIERSE Annamay	5 DEC 1983	CAN	0.74	<b>32.70</b>	683
14	1	2	BACK Su Yeon	1 JUL 1991	KOR	0.83	<b>32.70</b>	683
16	2	1	KOTOROVA Karina	20 MAR 1993	RUS	0.76	<b>32.81</b>	676
17	2	6	ARZHAKHOUSKAYA Tatsiana	29 JAN 1988	BLR	0.74	<b>32.87</b>	672
18	1	7	SOROKINA Svetlana	1 JUL 1993	RUS	0.75	<b>33.30</b>	646
19	3	1	NIKOLAEVA Dorida	31 JAN 1995	RUS	0.74	<b>33.54</b>	633
20	3	7	GOLOFEEVA Diana	18 FEB 1994	RUS	0.76	<b>33.80</b>	618

### LEGEND

? Involved in swim-off      Q Qualified for the next phase      R.T. Reaction time

Timing & Data Handling by OMEGA

## Results Summary

**CORRECTED**

Synthèse des résultats

	Record	Split	Name	NOC Code	Location	Date
<b>WR</b>	55.61	25.98	VAN DEN BURGH Cameron	RSA	Berlin (GER)	15 NOV 2009
<b>WC</b>	55.61	25.98	VAN DEN BURGH Cameron	RSA	Berlin (GER)	15 NOV 2009

Heats Event No. 22

Rank	Heat	Lane	Name	Date of Birth	NOC Code	R.T.	50m	Time	FINA Points
1	4	3	GEYBEL Sergey	25 OCT 1981	RUS	0.71	27.78	<b>59.66</b> 31.88	809 Q
2	3	4	LAKHTYUKHOV Stanislav	18 APR 1987	RUS	0.72	28.11	<b>59.87</b> 31.76	801 Q
3	3	5	SINKEVICH Viacheslav	29 NOV 1991	RUS	0.66	28.73	<b>1:00.11</b> 31.38	791 Q
4	4	5	KOCH Marco	25 JAN 1990	GER	0.74	28.52	<b>1:00.13</b> 31.61	791 Q
5	5	4	TOMITA Naoya	22 APR 1989	JPN	0.65	28.34	<b>1:00.34</b> 32.00	782 Q
6	5	3	OTSUKA Kazuki	28 OCT 1988	JPN	0.62	28.87	<b>1:00.37</b> 31.50	781 Q
7	4	6	BROWN Michael	5 MAY 1984	CAN	0.74	28.91	<b>1:00.53</b> 31.62	775 Q
8	3	2	KRIVASHEEV Denis	9 MAY 1987	RUS	0.76	28.56	<b>1:00.59</b> 32.03	773 Q
9	5	2	KOSAKA Yuma	11 AUG 1989	JPN	0.65	28.62	<b>1:00.67</b> 32.05	770
10	3	1	OVCHINNIKOV Alexander	3 MAY 1982	RUS	0.82	28.86	<b>1:00.78</b> 31.92	765
11	4	1	KOSTIN Oleg	6 MAY 1992	RUS	0.85	28.96	<b>1:00.83</b> 31.87	764
12	5	7	CHOI Kyuwoong	29 MAY 1990	KOR	0.69	29.03	<b>1:00.93</b> 31.90	760
13	5	8	CHEKULAEV Yury	12 APR 1991	RUS	0.72	28.86	<b>1:00.96</b> 32.10	759
14	3	3	FALKO Grigory	9 MAY 1987	RUS	0.72	28.72	<b>1:01.01</b> 32.29	757
15	4	2	GALIMZYANOV Timur	16 DEC 1991	RUS	0.77	28.97	<b>1:01.02</b> 32.05	756
16	4	4	KORNFELD Paul	19 APR 1987	CAN	0.65	28.54	<b>1:01.07</b> 32.53	755
17	3	7	NIKOLAEV Andrey	26 APR 1992	RUS	0.68	29.09	<b>1:01.20</b> 32.11	750
18	5	6	BLEDNYKH Anton	12 JUN 1992	RUS	0.75	29.04	<b>1:01.59</b> 32.55	736
19	5	5	LOBANOV Anton	1 SEP 1992	RUS	0.75	29.51	<b>1:01.83</b> 32.32	727
20	4	7	ZINOVYEV Alexey	15 FEB 1990	RUS	0.78	29.66	<b>1:01.84</b> 32.18	727
21	4	8	KALISZ Chase	7 MAR 1994	USA	0.76	29.61	<b>1:02.27</b> 32.66	712
22	2	5	ROMANOV Pavel	12 DEC 1993	RUS	0.74	29.79	<b>1:02.73</b> 32.94	696
23	2	1	UTEKHIN Oleg	24 MAY 1994	RUS	0.70	29.13	<b>1:02.76</b> 33.63	695
24	2	4	STRELNIKOV Kirill	29 MAY 1992	RUS	0.72	29.99	<b>1:02.86</b> 32.87	692
25	2	6	SAULIN Pavel	9 SEP 1989	RUS	0.71	29.90	<b>1:03.36</b> 33.46	676

Timing & Data Handling by OMEGA



# FINA/ARENA Swimming World Cup 2011

DUBAI STOCKHOLM MOSCOW BERLIN SINGAPORE BEIJING TOKYO

18-19 October 2011

**Event 22**  
19 OCT 2011

**Men's 100m Breaststroke**  
100m Brasse Hommes

Heats  
Séries



Heats Event No. 22

Rank	Heat	Lane	Name	Date of Birth	NOC Code	R.T.	50m	Time	FINA Points
26	2	2	ZANKO Vsevolod	30 JUL 1995	RUS	0.73	30.46	<b>1:03.37</b> 32.91	675
27	2	7	KLEPIKOV Nikolay	7 FEB 1993	RUS	0.73	29.78	<b>1:03.66</b> 33.88	666
28	3	8	SKAGIUS Johannes	10 FEB 1995	SWE	0.74	30.12	<b>1:04.02</b> 33.90	655
29	1	3	BABASHNIOU Kiryl	1 JAN 1989	BLR	0.70	29.42	<b>1:04.04</b> 34.62	654
30	1	4	VAIMANN Timo	7 DEC 1992	EST	0.69	29.75	<b>1:04.15</b> 34.40	651
31	2	3	AMALTDINOV Marat	22 FEB 1994	RUS	0.81	30.82	<b>1:04.67</b> 33.85	635
32	1	5	TALEB Ben	15 SEP 1995	ALG	0.74	35.57	<b>1:17.50</b> 41.93	369
	3	6	LI Xiayan	17 DEC 1989	CHN			<b>DNS</b>	
	5	1	KOZLOV Roman	12 MAR 1991	RUS			<b>DSQ</b>	

**LEGEND**

**DNS** Did not start      **DSQ** Disqualified      **Q** Qualified for the next phase      **R.T.** Reaction time

## Timing & Data Handling by OMEGA



## Results Summary

Synthèse des résultats

	Record	Split	Name	NOC Code	Location	Date
<b>WR</b>	48.48	22.88	KOROTYSHKIN Evgeny	RUS	Berlin (GER)	15 NOV 2009
<b>WC</b>	48.48	22.88	KOROTYSHKIN Evgeny	RUS	Berlin (GER)	15 NOV 2009

### Heats Event No. 24

Rank	Heat	Lane	Name	Date of Birth	NOC Code	R.T.	50m	Time	FINA Points
1	4	5	HUEGILL Geoff	4 MAR 1979	AUS	0.67	24.27	<b>51.74</b> 27.47	822 Q
2	3	4	KOROTYSHKIN Evgeny	30 APR 1983	RUS	0.68	24.34	<b>52.12</b> 27.78	804 Q
3	4	4	MCGILL Tyler	18 AUG 1987	USA	0.59	24.45	<b>52.15</b> 27.70	803 Q
4	3	5	SANO Hidemasa	28 MAY 1984	JPN	0.65	24.94	<b>52.69</b> 27.75	778 Q
5	5	4	PHELPS Michael	30 JUN 1985	USA	0.71	24.67	<b>52.70</b> 28.03	778 Q
6	3	3	LE CLOS Chad	12 APR 1992	RSA	0.75	24.85	<b>52.71</b> 27.86	778 Q
7	5	5	CAVIC Milorad	31 MAY 1984	SRB	0.76	24.07	<b>52.85</b> 28.78	771 Q
8	4	3	SKVORTSOV Nikolay	28 MAR 1984	RUS	0.72	24.98	<b>52.92</b> 27.94	768 Q
9	5	7	CHANG Gyu Cheol	11 JUN 1992	KOR	0.66	25.21	<b>53.43</b> 28.22	747
10	3	2	VENANCIO Tiago	19 JUL 1987	POR	0.70	25.12	<b>53.44</b> 28.32	746
11	4	1	PROKOFYEV Nikita	14 SEP 1991	RUS	0.73	25.29	<b>53.45</b> 28.16	746
12	5	8	POKOTYLO Dmitry	19 APR 1992	RUS	0.73	24.62	<b>53.78</b> 29.16	732
13	3	7	IVANOV Sergey	3 JUN 1991	RUS	0.67	24.91	<b>53.99</b> 29.08	724
14	5	3	SERYY Vladislav	22 OCT 1989	RUS	0.72	24.99	<b>54.23</b> 29.24	714
15	5	2	STJEPANOVIC Velimir	7 AUG 1993	SRB	0.65	25.32	<b>54.26</b> 28.94	713
16	3	8	MACHULSKIY Alexander	24 JAN 1992	RUS	0.66	25.53	<b>54.28</b> 28.75	712
17	5	1	BYSTROV Timofey	28 SEP 1990	RUS	0.75	25.71	<b>54.55</b> 28.84	701
18	3	1	LAZAREV Artem	19 OCT 1992	RUS	0.70	25.32	<b>54.69</b> 29.37	696
19	5	6	LAZUKA Evgeniy	19 APR 1989	AZE	0.72	25.31	<b>54.84</b> 29.53	690
20	2	6	KULESHOV Dmitry	16 JUN 1993	RUS	0.69	25.32	<b>54.93</b> 29.61	687
21	4	8	ALEKSEEV Ivan	16 OCT 1990	RUS	0.78	25.66	<b>54.95</b> 29.29	686
22	2	5	POPKOV Alexander	27 DEC 1994	RUS	0.69	25.40	<b>55.05</b> 29.65	682
23	3	6	VOROBYEV Alexander	26 APR 1987	RUS	0.71	25.31	<b>55.09</b> 29.78	681
24	4	6	HORIHATA Yuya	30 JUL 1990	JPN	0.66	25.88	<b>55.19</b> 29.31	677
25	2	7	IONOV Bogdan	17 JAN 1993	RUS	0.70	25.95	<b>55.43</b> 29.48	669

Timing & Data Handling by OMEGA



Heats Event No. 24

Rank	Heat	Lane	Name	Date of Birth	NOC Code	R.T.	50m	Time	FINA Points
26	2	1	PRENOT Josh	28 JUL 1993	USA	0.77	26.04	<b>55.51</b> 29.47	666
26	4	7	KALUZHSKIY Alexander	3 AUG 1986	RUS	0.74	25.82	<b>55.51</b> 29.69	666
28	2	3	ZHUKOV Denis	21 FEB 1994	RUS	0.76	25.79	<b>55.68</b> 29.89	660
29	2	4	CHIBISOV Kirill	5 AUG 1991	RUS	0.71	25.88	<b>55.76</b> 29.88	657
30	1	4	DOVGALYUK Mikhail	3 JUN 1995	RUS	0.84	26.50	<b>55.97</b> 29.47	649
31	2	2	MIKHAYLOV Roman	18 MAR 1990	RUS	0.69	26.32	<b>56.17</b> 29.85	642
32	1	5	YONG Jerryl	23 FEB 1996	SIN	0.70	26.61	<b>56.76</b> 30.15	623
33	1	3	AL HAMADI Omar Mohammed	18 APR 1993	UAE	0.70	27.98	<b>59.95</b> 31.97	528
	4	2	PUNINSKI Alexei	11 JAN 1985	CRO			<b>DNS</b>	

LEGEND

DNS Did not start      Q Qualified for the next phase      R.T. Reaction time

## Timing & Data Handling by OMEGA





# FINA/ARENA Swimming World Cup 2011

DUBAI STOCKHOLM MOSCOW BERLIN SINGAPORE BEIJING TOKYO

18-19 October 2011

Event 25

19 OCT 2011

Women's 100m Backstroke

100m Dos Femmes

Heats

Séries



## Results Summary

Synthèse des résultats

	Record	Split	Name	NOC Code	Location	Date
WR	55.23	26.73	SAKAI Shiho	JPN	Berlin (GER)	15 NOV 2009
WC	55.23	26.73	SAKAI Shiho	JPN	Berlin (GER)	15 NOV 2009

Heats Event No. 25

Rank	Heat	Lane	Name	Date of Birth	NOC Code	R.T.	50m	Time	FINA Points
1	1	4	FRANKLIN Melissa	10 MAY 1995	USA	0.63	28.44	<b>58.26</b> 29.82	851 Q
2	3	4	GOH Rachel	14 APR 1986	AUS	0.68	28.64	<b>58.63</b> 29.99	835 Q
3	3	5	MOSKVINA Kseniya	29 MAY 1989	RUS	0.69	29.12	<b>59.18</b> 30.06	812 Q
4	2	4	ZUEVA Anastasia	8 MAY 1990	RUS	0.77	29.22	<b>59.78</b> 30.56	788 Q
5	2	5	GROMOVA Maria	28 FEB 1988	RUS	0.73	29.78	<b>1:00.77</b> 30.99	750 Q
6	1	5	PAPUSHA Alexandra	5 APR 1993	RUS	0.63	29.68	<b>1:01.10</b> 31.42	738 Q
7	3	3	NESTEROVA Margarita	20 SEP 1989	RUS	0.63	29.82	<b>1:01.42</b> 31.60	727 Q
8	3	7	LARINA Julia	13 APR 1996	RUS	0.70	30.15	<b>1:01.55</b> 31.40	722 Q
9	3	6	KAVALEVA Aliaksandra	7 MAY 1990	BLR	0.68	29.98	<b>1:01.79</b> 31.81	714
10	2	7	VINYUKOVA Nadezhda	20 JUN 1996	RUS	0.66	30.08	<b>1:01.93</b> 31.85	709
11	1	2	BOBROVNIK Maria	7 JAN 1994	RUS	0.67	30.32	<b>1:02.47</b> 32.15	691
12	2	3	KHAN Mariya	23 APR 1992	RUS	0.68	30.19	<b>1:02.50</b> 32.31	690
13	2	6	VERSHININA Kristina	9 MAY 1993	RUS	0.66	30.27	<b>1:02.61</b> 32.34	686
14	2	2	KUDINOVA Ekaterina	26 JAN 1995	RUS	0.68	30.44	<b>1:02.72</b> 32.28	682
15	1	3	LINDBORG Ida	13 JUN 1994	SWE	0.65	30.35	<b>1:02.81</b> 32.46	679
16	2	1	KOLOTUSHKINA Valeriya	6 JUN 1996	RUS	0.76	30.43	<b>1:03.05</b> 32.62	672
17	3	2	SEMENOVA Olga	9 JUN 1989	RUS	0.78	30.55	<b>1:03.40</b> 32.85	661
18	1	6	SUYAZOVA Alla	30 DEC 1991	RUS	0.74	30.68	<b>1:03.59</b> 32.91	655
19	1	7	CHUDNOVA Tatiana	3 DEC 1996	RUS	0.56	30.76	<b>1:03.61</b> 32.85	654
20	1	1	CHENAULT Chelsea	19 OCT 1994	USA	0.75	31.32	<b>1:03.80</b> 32.48	648
21	3	1	TITENKOVA Alena	5 MAR 1994	RUS	0.74	31.19	<b>1:04.55</b> 33.36	626
22	3	8	AUSTIN Gabriella	14 JUN 1995	NZL	0.65	32.02	<b>1:06.35</b> 34.33	576
23	2	8	BARSEGHYAN Anahit	3 MAR 1994	ARM	0.59	32.32	<b>1:07.11</b> 34.79	557

### LEGEND

Q Qualified for the next phase      R.T. Reaction time

Timing & Data Handling by OMEGA



## Results Summary

Synthèse des résultats

	Record	Name	NOC Code	Location	Date
<b>WR</b>	22.61	MARSHALL Peter	USA	Singapore (SIN)	22 NOV 2009
<b>WC</b>	22.61	MARSHALL Peter	USA	Singapore (SIN)	22 NOV 2009

### Heats

Event No. 26

Rank	Heat	Lane	Name	Date of Birth	NOC Code	R.T.	Time	FINA Points
1	2	5	MELNIKOV Vitaly	20 MAR 1990	RUS	0.55	<b>24.63</b>	773 Q
2	3	4	BORISOV Vitaly	1 SEP 1990	RUS	0.57	<b>24.65</b>	771 Q
3	1	6	ARBUZOV Andrey	29 OCT 1989	RUS	0.77	<b>24.83</b>	755 Q
4	2	4	MAKOV Sergey	3 SEP 1985	RUS	0.69	<b>24.85</b>	753 Q
5	3	5	DUBOVSKOY Artem	18 APR 1990	RUS	0.65	<b>25.07</b>	733 Q
6	1	4	NOSKOV Mikhail	27 OCT 1986	RUS	0.65	<b>25.12</b>	729 Q
7	3	3	CHESNOKOV Pavel	19 MAY 1990	RUS	0.62	<b>25.19</b>	723 Q
8	3	2	KOSMYNIN Pavel	25 APR 1991	RUS	0.64	<b>25.63</b>	686 ?
8	3	7	RUDENKO Alexey	16 OCT 1993	RUS	0.64	<b>25.63</b>	686 ?
10	1	5	PEBLEY Jacob	17 SEP 1993	USA	0.71	<b>25.88</b>	666
11	2	2	BARANETS Oleksandr	1 JAN 1987	UKR	0.74	<b>25.89</b>	666
12	2	6	STEPIN Alexey	28 APR 1992	RUS	0.52	<b>25.98</b>	659
13	2	3	RYBIN Rustam	27 APR 1989	RUS	0.65	<b>26.07</b>	652
14	1	2	STEPANENKO Dmitry	5 JAN 1994	RUS	0.63	<b>26.11</b>	649
15	3	6	SAMYSHKIN Alexander	6 JAN 1991	RUS	0.68	<b>26.27</b>	637
16	2	7	VORZHEV Maxim	27 OCT 1993	RUS	0.58	<b>26.80</b>	600
17	1	3	ANCHIN Anton	30 JAN 1990	RUS	0.75	<b>26.81</b>	599
18	1	7	HUNANYAN Davit	18 SEP 1996	ARM	0.54	<b>27.58</b>	550

### LEGEND

? Involved in swim-off      Q Qualified for the next phase      R.T. Reaction time

**Timing & Data Handling by OMEGA**



# FINA/ARENA Swimming World Cup 2011

DUBAI STOCKHOLM MOSCOW BERLIN SINGAPORE BEIJING TOKYO

18-19 October 2011

**Event 27**  
19 OCT 2011

Women's 200m Butterfly  
200m Papillon Femmes

Heats  
Séries



## Results Summary

Synthèse des résultats

	Record	Splits				Name	NOC Code	Location	Date
<b>WR</b>	2:00.78	27.35	58.41	1:29.29	LIU Zige	CHN	Berlin (GER)	15 NOV 2009	
<b>WC</b>	2:00.78	27.35	58.41	1:29.29	LIU Zige	CHN	Berlin (GER)	15 NOV 2009	

### Heats

Event No. 27

Rank	Heat	Lane	Name	Date of Birth	NOC Code	R.T.	50m	100m	150m	Time	FINA Points
1	1	4	CHOI Hye Ra	20 MAY 1991	KOR	0.80	29.36	1:01.79	1:35.03	<b>2:09.11</b>	818 Q
								32.43	33.24	34.08	
2	2	4	GONG Jie	1 JUN 1991	CHN	0.83	28.90	1:02.10	1:36.10	<b>2:10.39</b>	794 Q
								33.20	34.00	34.29	
3	1	6	KROPP Andrea	25 JUN 1993	USA	0.73	30.25	1:03.53	1:37.11	<b>2:11.50</b>	774 Q
								33.28	33.58	34.39	
4	2	5	LYAZEVA Anastasia	4 FEB 1992	RUS	0.66	29.38	1:03.17	1:38.60	<b>2:15.57</b>	707 Q
								33.79	35.43	36.97	
5	1	5	KISELEVA Anna	9 JAN 1989	RUS	0.74	30.07	1:04.76	1:39.95	<b>2:16.15</b>	698 Q
								34.69	35.19	36.20	
6	1	2	TCVETKOVA Daria	29 AUG 1995	RUS	0.69	29.04	1:03.74	1:40.60	<b>2:18.59</b>	661 Q
								34.70	36.86	37.99	
7	2	3	BESPALOVA Irina	31 MAY 1981	RUS	0.75	30.46	1:05.41	1:42.27	<b>2:19.13</b>	654 Q
								34.95	36.86	36.86	
8	2	2	MAKSUMOVA Elina	19 FEB 1995	RUS	0.91	32.15	1:07.76	1:44.04	<b>2:20.09</b>	640 Q
								35.61	36.28	36.05	
9	1	3	GRINBERG Kristina	23 JUN 1995	RUS	0.77	30.42	1:05.65	1:43.48	<b>2:24.15</b>	588
								35.23	37.83	40.67	
	2	6	KALEDINSKAYA Evgenia	6 FEB 1993	RUS					<b>DSQ</b>	

### LEGEND

DSQ Disqualified

Q Qualified for the next phase

R.T. Reaction time

## Timing & Data Handling by OMEGA





# FINA/ARENA Swimming World Cup 2011

DUBAI STOCKHOLM MOSCOW BERLIN SINGAPORE BEIJING TOKYO

18-19 October 2011

**Event 28**  
19 OCT 2011

**Men's 200m Individual Medley**  
200m 4-Nages Hommes

Heats  
Séries



## Results Summary

Synthèse des résultats

	Record	Splits			Name	NOC Code	Location	Date
<b>WR</b>	1:50.08	24.07	51.42	1:23.49	LOCHTE Ryan	USA	Dubai (UAE)	17 DEC 2010
<b>WC</b>	1:51.55	23.96	51.96	1:25.41	TOWNSEND Darian	RSA	Berlin (GER)	15 NOV 2009

### Heats

Event No. 28

Rank	Heat	Lane	Name	Date of Birth	NOC Code	R.T.	50m	100m	150m	Time	FINA Points
1	4	4	SANO Hidemasa	28 MAY 1984	JPN	0.65	25.66	55.83	1:30.27	<b>1:58.58</b>	800 Q
								30.17	34.44	28.31	
2	4	3	ZHILIN Dmitry	7 MAR 1990	RUS	0.75	25.69	55.97	1:30.13	<b>1:58.86</b>	794 Q
								30.28	34.16	28.73	
3	2	4	SETO Daiya	24 MAY 1994	JPN	0.63	25.97	55.95	1:30.45	<b>1:59.34</b>	784 Q
								29.98	34.50	28.89	
4	3	4	TO Kenneth	7 JUL 1992	AUS	0.65	25.11	55.55	1:30.30	<b>1:59.35</b>	784 Q
								30.44	34.75	29.05	
5	3	3	OTSUKA Kazuki	28 OCT 1988	JPN	0.66	26.14	57.66	1:30.19	<b>1:59.43</b>	783 Q
								31.52	32.53	29.24	
6	4	5	CARVALHO Diogo	1 JAN 1988	POR	0.70	26.03	57.02	1:31.38	<b>1:59.64</b>	778 Q
								30.99	34.36	28.26	
7	3	5	LE CLOS Chad	12 APR 1992	RSA	0.71	25.40	55.64	1:32.01	<b>2:00.01</b>	771 Q
								30.24	36.37	28.00	
8	4	6	GORBUNOV Dmitry	24 SEP 1991	RUS	0.78	25.86	56.72	1:31.14	<b>2:00.20</b>	768 Q
								30.86	34.42	29.06	
9	4	7	PAVLOV Ivan	15 JUN 1990	RUS	0.77	26.72	57.34	1:31.66	<b>2:00.25</b>	767
								30.62	34.32	28.59	
10	3	6	KOSAKA Yuma	11 AUG 1989	JPN	0.63	25.70	56.82	1:31.76	<b>2:00.60</b>	760
								31.12	34.94	28.84	
11	2	1	SILIN Sergey	14 MAR 1990	RUS	0.69	25.61	56.30	1:31.11	<b>2:01.21</b>	749
								30.69	34.81	30.10	
12	1	4	PANFEROV Anton	3 DEC 1992	RUS	0.86	25.92	56.72	1:31.92	<b>2:01.27</b>	747
								30.80	35.20	29.35	
13	2	5	DUBROV Denys	1 JAN 1989	UKR	0.75	26.08	57.46	1:32.60	<b>2:01.50</b>	743
								31.38	35.14	28.90	
14	3	8	CHOI Kyuwoong	29 MAY 1990	KOR	0.68	27.11	58.48	1:32.35	<b>2:02.16</b>	731
								31.37	33.87	29.81	
15	3	1	TROFIMOV Ivan	1 JAN 1992	RUS	0.67	26.38	56.78	1:32.87	<b>2:02.33</b>	728
								30.40	36.09	29.46	
16	2	3	KALISZ Chase	7 MAR 1994	USA	0.78	27.23	58.55	1:33.59	<b>2:02.38</b>	727
								31.32	35.04	28.79	
17	4	1	GRISHIN Vasily	22 NOV 1992	RUS	0.75	26.56	57.50	1:33.69	<b>2:02.83</b>	719
								30.94	36.19	29.14	
18	2	6	PRENOT Josh	28 JUL 1993	USA	0.76	26.59	58.46	1:33.27	<b>2:03.02</b>	716
								31.87	34.81	29.75	
18	3	2	ANDRUSENKO Viacheslav	14 MAY 1992	RUS	0.78	27.14	58.98	1:35.98	<b>2:03.02</b>	716
								31.84	37.00	27.04	
20	3	7	MIKHEEV Mikhail	22 MAY 1988	RUS	0.74	26.43	57.12	1:33.31	<b>2:03.06</b>	715
								30.69	36.19	29.75	
21	2	2	ATSAPKIN Alexey	24 JAN 1992	RUS	0.77	27.04	58.95	1:34.34	<b>2:03.32</b>	711
								31.91	35.39	28.98	
22	4	8	FOMENKO Kirill	20 JUN 1987	RUS	0.87	26.27	58.07	1:33.79	<b>2:04.00</b>	699
								31.80	35.72	30.21	
23	1	2	FILATOV Pavel	5 JAN 1991	RUS	0.71	27.43	59.03	1:34.65	<b>2:04.01</b>	699
								31.60	35.62	29.36	
24	1	5	MASLOV Andrey	9 AUG 1995	RUS	0.66	25.71	58.09	1:34.18	<b>2:04.14</b>	697
								32.38	36.09	29.96	
25	1	3	KRYLOV Andrey	10 APR 1984	RUS	0.81	27.21	58.91	1:35.43	<b>2:05.48</b>	675
								31.70	36.52	30.05	

Timing & Data Handling by OMEGA





# FINA/ARENA Swimming World Cup 2011

DUBAI STOCKHOLM MOSCOW BERLIN SINGAPORE BEIJING TOKYO

18-19 October 2011

**Event 28**  
19 OCT 2011

**Men's 200m Individual Medley**  
200m 4-Nages Hommes

Heats  
Séries



## Heats

Event No. 28

Rank	Heat	Lane	Name	Date of Birth	NOC Code	R.T.	50m	100m	150m	Time	FINA Points
26	2	8	SAVCHENKO Egor	14 JUN 1990	RUS	0.63	27.68	1:01.23	1:36.98	<b>2:06.82</b>	653
								33.55	35.75	29.84	
27	2	7	LAPUKHIN Artsiom	4 OCT 1992	BLR	0.80	27.67	1:01.34	1:37.22	<b>2:06.98</b>	651
								33.67	35.88	29.76	
28	1	6	UTEKHIN Oleg	24 MAY 1994	RUS	0.74	27.85	1:04.30	1:40.63	<b>2:12.23</b>	576
								36.45	36.33	31.60	
29	1	7	AL HAMADI Omar Mohammed	18 APR 1993	UAE	0.74	28.87	1:05.58	1:46.30	<b>2:19.32</b>	493
								36.71	40.72	33.02	
30	1	1	AL HAMADI Hussain Mohammed	5 DEC 1994	UAE	0.69	30.27	1:09.37	1:53.24	<b>2:25.63</b>	431
								39.10	43.87	32.39	
31	1	8	ALSAWAI Abdulla Yousuf	21 APR 1995	UAE	0.80	32.03	1:10.03	1:53.62	<b>2:27.62</b>	414
								38.00	43.59	34.00	
	4	2	VOLOVNIK Ilya	20 JUN 1988	RUS					<b>DSQ</b>	

### LEGEND

DSQ Disqualified

Q Qualified for the next phase

R.T. Reaction time

**Timing & Data Handling by OMEGA**





# FINA/ARENA Swimming World Cup 2011

DUBAI STOCKHOLM MOSCOW BERLIN SINGAPORE BEIJING TOKYO

18-19 October 2011

**Event 29**  
19 OCT 2011

**Women's 400m Freestyle**  
400m Nage Libre Femmes

Heats  
Séries



## Results Summary

Synthèse des résultats

	Record	Splits	Name	NOC Code	Location	Date
<b>WR</b>	3:54.92	57.29 1:56.93	2:56.38 JACKSON Joanne	GBR	Leeds (GBR)	8 AUG 2009
<b>WC</b>	3:56.24	58.27 1:57.98	2:57.63 BALMY Coralie	FRA	Berlin (GER)	16 NOV 2008

### Heats

Event No. 29

Rank	Heat	Lane	Name	Date of Birth	NOC Code	R.T.	Time	FINA Points
1	1	4	<b>CHENAULT Chelsea</b>	19 OCT 1994	USA	0.75	<b>4:08.30</b>	846 Q
	50m	29.39	100m 1:00.98 150m 1:32.59 200m 2:04.43 250m 2:35.69 300m 3:07.10 350m 3:37.84				31.41 30.74 30.46	
2	2	4	<b>SCHMITT Allison</b>	7 JUN 1990	USA	0.78	<b>4:09.91</b>	830 Q
	50m	30.34	100m 1:02.35 150m 1:33.78 200m 2:05.74 250m 2:37.23 300m 3:08.32 350m 3:39.38				31.09 31.06 30.53	
3	2	5	<b>SOKOLOVA Elena</b>	13 FEB 1991	RUS	0.79	<b>4:09.93</b>	830 Q
	50m	29.78	100m 1:01.18 150m 1:32.94 200m 2:04.91 250m 2:36.40 300m 3:08.16 350m 3:39.51				31.76 31.35 30.42	
4	1	3	<b>YUSKOVA Ksenia</b>	8 JUN 1996	RUS	0.89	<b>4:14.50</b>	786 Q
	50m	29.75	100m 1:01.86 150m 1:34.34 200m 2:06.95 250m 2:38.85 300m 3:10.92 350m 3:43.04				32.11 32.48 32.12 31.46	
5	2	2	<b>ARZHANTSEVA Irina</b>	4 NOV 1994	RUS	0.79	<b>4:17.75</b>	757 Q
	50m	30.03	100m 1:02.78 150m 1:35.35 200m 2:07.33 250m 2:39.64 300m 3:12.35 350m 3:45.40				32.75 32.57 31.98 32.35 33.05	
6	1	5	<b>VOLODINA Kira</b>	14 MAR 1986	RUS	0.74	<b>4:17.93</b>	755 Q
	50m	29.99	100m 1:02.21 150m 1:34.56 200m 2:07.09 250m 2:39.67 300m 3:12.47 350m 3:45.40				32.22 32.35 32.53 32.80 32.93 32.53	
7	2	1	<b>KOLOTUSHKINA Valeriya</b>	6 JUN 1996	RUS	0.77	<b>4:18.77</b>	748 Q
	50m	30.02	100m 1:02.99 150m 1:35.71 200m 2:08.29 250m 2:41.17 300m 3:13.83 350m 3:46.97				32.97 32.72 32.88 32.66 33.14 31.80	
8	1	7	<b>KUDRYASHOVA Alena</b>	11 JAN 1995	RUS	0.82	<b>4:20.43</b>	733 Q
	50m	30.74	100m 1:03.55 150m 1:36.59 200m 2:09.96 250m 2:42.52 300m 3:15.31 350m 3:48.57				32.81 33.04 33.37 32.56 32.79 33.26 31.86	
9	1	2	<b>SERKO Elena</b>	13 SEP 1995	RUS	0.74	<b>4:20.59</b>	732
	50m	30.66	100m 1:03.46 150m 1:35.95 200m 2:08.55 250m 2:41.43 300m 3:14.61 350m 3:48.02				32.80 32.49 32.60 32.88 33.18 33.41 32.57	
10	2	3	<b>SHAPOVALOVA Elena</b>	22 FEB 1989	RUS	0.85	<b>4:23.05</b>	712
	50m	30.41	100m 1:02.91 150m 1:35.90 200m 2:09.20 250m 2:42.76 300m 3:16.58 350m 3:50.30				32.50 32.99 33.30 33.56 33.82 33.72 32.75	
11	2	7	<b>DYAKINA Yulia</b>	26 JAN 1995	RUS	1.02	<b>4:23.83</b>	705
	50m	30.50	100m 1:03.27 150m 1:36.41 200m 2:09.94 250m 2:43.70 300m 3:17.65 350m 3:51.22				32.77 33.14 33.53 33.76 33.95 33.57 32.61	
12	2	6	<b>STETSENKO Ganna</b>	1 JAN 1992	UKR	0.97	<b>4:28.27</b>	671
	50m	31.18	100m 1:04.51 150m 1:38.26 200m 2:12.12 250m 2:46.37 300m 3:20.54 350m 3:54.92				33.33 33.75 33.86 34.25 34.17 34.38 33.35	
13	2	8	<b>CHAN Nur Marina</b>	24 DEC 1997	SIN	0.74	<b>4:29.15</b>	664
	50m	30.80	100m 1:04.58 150m 1:38.71 200m 2:12.84 250m 2:47.36 300m 3:21.73 350m 3:56.15				33.78 34.13 34.13 34.52 34.37 34.42 33.00	
14	1	1	<b>NAGOVITSYNA Veronika</b>	24 FEB 1994	RUS	0.99	<b>4:29.50</b>	662
	50m	31.06	100m 1:04.05 150m 1:37.44 200m 2:11.07 250m 2:45.22 300m 3:20.08 350m 3:54.83				32.99 33.39 33.63 34.15 34.86 34.75 34.67	
15	1	6	<b>KOLOBOVA Olga</b>	17 FEB 1989	RUS	0.82	<b>4:29.75</b>	660
	50m	30.25	100m 1:03.13 150m 1:36.54 200m 2:10.77 250m 2:45.05 300m 3:20.10 350m 3:55.68				32.88 33.41 34.23 34.28 35.05 35.58 34.07	

### LEGEND

Q Qualified for the next phase R.T. Reaction time

Timing & Data Handling by OMEGA





## Results Summary

**CORRECTED**

Synthèse des résultats

	Record	Name	NOC Code	Location	Date
<b>WR</b>	20.30	SCHOEMAN Roland	RSA	Pietermaritzburg (RSA)	8 AUG 2009
<b>WC</b>	20.57	SCHOEMAN Roland	RSA	Berlin (GER)	15 NOV 2009

### Heats

Event No. 30

Rank	Heat	Lane	Name	Date of Birth	NOC Code	R.T.	Time	FINA Points
1	5	5	HAYDEN Brent	21 OCT 1983	CAN	0.67	21.93	793 Q
2	3	4	ABOOD Matthew	28 JUL 1986	AUS	0.71	22.00	785 Q
3	5	4	FESIKOV Sergei	21 JAN 1989	RUS	0.68	22.02	783 Q
4	4	4	LAGUNOV Evgeny	14 DEC 1985	RUS	0.67	22.13	771 Q
5	4	3	SULLIVAN Eamon	30 AUG 1985	AUS	0.65	22.18	766 Q
6	5	6	ARBUZOV Andrey	29 OCT 1989	RUS	0.71	22.22	762 Q
7	3	1	LOBINTSEV Nikita	21 NOV 1988	RUS	0.76	22.31	753 Q
8	4	6	SHI Yang	4 JAN 1989	CHN	0.62	22.34	750 Q
9	4	5	MCGILL Tyler	18 AUG 1987	USA	0.59	22.37	747
10	3	5	SYRNIKOV Vitaly	10 APR 1991	RUS	0.69	22.49	735
10	3	3	TIKHOBAEV Oleg	26 JUL 1990	RUS	0.67	22.49	735
12	4	2	MACHEKIN Artyom	20 JAN 1991	BLR	0.64	22.62	722
13	5	7	SHUMAYLOV Alexander	2 JUN 1991	RUS	0.69	22.63	721
14	3	6	SHI Tengfei	5 OCT 1988	CHN	0.76	22.67	718
15	4	1	SEDOV Evgeny	29 JAN 1996	RUS	0.65	22.76	709
16	4	7	SUSHCHIK Volodymir	1 JAN 1994	UKR	0.66	22.77	708
17	3	2	VENANCIO Tiago	19 JUL 1987	POR	0.71	22.80	705
18	5	3	PUNINSKI Alexei	11 JAN 1985	CRO	0.69	22.98	689
19	5	2	MALTSEV Albert	29 NOV 1984	RUS	0.74	23.04	683
20	3	7	ILIN Andrey	6 MAY 1989	AZE	0.74	23.13	676
21	2	4	KLYUKIN Aleksandr	27 JAN 1993	RUS	0.65	23.17	672
22	4	8	MITROFANOV Denis	1 SEP 1992	RUS	0.72	23.42	651
23	5	8	JONSSON Jesper	13 JAN 1993	SWE	0.73	23.50	644
24	3	8	KOLOYAN Mikayel	21 JUN 1983	ARM	0.71	23.75	624
25	2	2	MKHITARYAN Vahan	16 AUG 1996	ARM	0.74	24.05	601
26	2	5	SORAK Stefan	26 MAR 1992	SRB	0.65	24.19	590
26	2	3	NG Jia Hui Mattias	13 FEB 1993	SIN	0.63	24.19	590
28	1	4	YONG Jerryl	23 FEB 1996	SIN	0.78	24.76	551
29	2	6	BANDURYAN Harutyun	1 JAN 1994	ARM	0.68	24.91	541
30	2	7	MARTOYAN Narek	1 JAN 1993	ARM	0.71	25.32	515
31	1	5	TALEB Ben	15 SEP 1995	ALG	0.80	25.87	483
	1	3	HAKIZIMANA Wazili	1 JAN 1986	RWA		DNS	
	5	1	EFREMOV Fedor	25 MAY 1987	RUS		DNS	

#### LEGEND

DNS Did not start

Q Qualified for the next phase

R.T. Reaction time

## Timing & Data Handling by OMEGA





# FINA/ARENA Swimming World Cup 2011

DUBAI STOCKHOLM MOSCOW BERLIN SINGAPORE BEIJING TOKYO

18-19 October 2011

**Event 31**  
19 OCT 2011

Women's 200m Breaststroke  
200m Brasse Femmes

Heats  
Séries



## Results Summary

Synthèse des résultats

	Record	Splits			Name	NOC Code	Location	Date
<b>WR</b>	2:14.57	31.05	1:05.18	1:40.00	SONI Rebecca	USA	Manchester (GBR)	18 DEC 2009
<b>WC</b>	2:15.42	31.30	1:06.07	1:41.00	JONES Leisel	AUS	Berlin (GER)	15 NOV 2009

### Heats

Event No. 31

Rank	Heat	Lane	Name	Date of Birth	NOC Code	R.T.	50m	100m	150m	Time	FINA Points
1	1	4	KROPP Andrea	25 JUN 1993	USA	0.75	33.64	1:10.01 36.37	1:46.58 36.57	<b>2:23.67</b> 37.09	821 Q
2	2	5	WATANABE Kanako	15 NOV 1996	JPN	0.75	32.96	1:09.30 36.34	1:46.37 37.07	<b>2:23.95</b> 37.58	816 Q
3	1	5	JEONG Darae	2 DEC 1991	KOR	0.82	33.10	1:09.61 36.51	1:47.03 37.42	<b>2:24.47</b> 37.44	808 Q
4	2	4	CHAUN Anastasia	11 SEP 1988	RUS	0.73	33.68	1:11.24 37.56	1:48.76 37.52	<b>2:25.30</b> 36.54	794 Q
5	1	6	KALASHNIKOVA Vera	14 SEP 1992	RUS	0.74	33.59	1:10.80 37.21	1:48.91 38.11	<b>2:26.33</b> 37.42	777 Q
6	3	4	PIERSE Annamay	5 DEC 1983	CAN	0.77	34.25	1:11.81 37.56	1:49.68 37.87	<b>2:26.94</b> 37.26	768 Q
7	3	5	NOVIKOVA Irina	20 APR 1995	RUS	0.72	34.00	1:11.90 37.90	1:49.38 37.48	<b>2:27.14</b> 37.76	764 Q
8	3	2	MAARTENSSON Elin	9 SEP 1993	SWE	0.73	34.28	1:11.25 36.97	1:49.25 38.00	<b>2:27.69</b> 38.44	756 Q
9	2	6	KIM Hye Jin	3 MAY 1994	KOR	0.72	33.28	1:10.58 37.30	1:49.15 38.57	<b>2:28.41</b> 39.26	745
10	2	3	BACK Su Yeon	1 JUL 1991	KOR	0.85	34.25	1:11.66 37.41	1:50.03 38.37	<b>2:28.52</b> 38.49	743
11	1	2	VINOKUROVA Ekaterina	29 DEC 1986	RUS	0.79	34.09	1:11.73 37.64	1:50.20 38.47	<b>2:29.76</b> 39.56	725
12	1	7	NIKOLAEVA Dorida	31 JAN 1995	RUS	0.72	35.36	1:13.67 38.31	1:52.64 38.97	<b>2:31.91</b> 39.27	695
13	3	1	GOGOLEVA Anastasia	30 SEP 1991	RUS	0.84	34.38	1:12.86 38.48	1:52.25 39.39	<b>2:32.90</b> 40.65	681
14	2	1	VOLKOVA Irina	3 APR 1995	RUS	0.75	34.81	1:13.66 38.85	1:53.32 39.66	<b>2:33.81</b> 40.49	669
15	3	6	BAKLAKOVA Ekaterina	19 MAR 1992	RUS	0.74	35.81	1:15.58 39.77	1:55.46 39.88	<b>2:34.22</b> 38.76	664
16	3	7	MIKHEEVA Anastasia	21 FEB 1991	RUS	0.85	34.70	1:12.72 38.02	1:52.28 39.56	<b>2:34.24</b> 41.96	664
17	2	7	GOLOFEEVA Diana	18 FEB 1994	RUS	0.77	35.11	1:13.62 38.51	1:53.47 39.85	<b>2:34.81</b> 41.34	656
18	3	3	GERASKINA Natalia	9 FEB 1990	RUS	0.72	35.07	1:14.68 39.61	1:55.42 40.74	<b>2:34.97</b> 39.55	654
19	2	2	BURDINA Ekaterina	2 MAY 1992	RUS	0.84	35.66	1:15.49 39.83	1:56.20 40.71	<b>2:37.52</b> 41.32	623
20	1	1	FLICKINGER Hali	7 JUL 1994	USA	0.77	37.00	1:17.57 40.57	1:59.04 41.47	<b>2:40.17</b> 41.13	593
	1	3	ARTEMYEVA Valentina	8 DEC 1986	RUS					<b>DSQ</b>	

### LEGEND

DSQ Disqualified

Q Qualified for the next phase

R.T. Reaction time

Timing & Data Handling by OMEGA





# FINA/ARENA Swimming World Cup 2011

DUBAI STOCKHOLM MOSCOW BERLIN SINGAPORE BEIJING TOKYO

18-19 October 2011

**Event 32**  
19 OCT 2011

Women's 100m Individual Medley  
100m 4-Nages Femmes

Heats  
Séries



## Results Summary

Synthèse des résultats

	Record	Split	Name	NOC Code	Location	Date
<b>WR</b>	57.74	26.82	SCHREUDER Hinkelien	NED	Berlin (GER)	15 NOV 2009
<b>WC</b>	57.74	26.82	SCHREUDER Hinkelien	NED	Berlin (GER)	15 NOV 2009

Heats Event No. 32

Rank	Heat	Lane	Name	Date of Birth	NOC Code	R.T.	50m	Time	FINA Points
1	2	3	ANDREEVA Ekaterina	3 AUG 1993	RUS	0.74	28.60	<b>1:01.68</b> 33.08	820 Q
2	1	4	MORNINGSTAR Erica	3 MAR 1989	CAN	0.76	28.79	<b>1:01.87</b> 33.08	812 Q
3	2	6	EFIMOVA Yuliya	3 APR 1992	RUS	0.76	29.79	<b>1:02.07</b> 32.28	804 Q
4	2	4	LIU Jing	8 MAR 1990	CHN	0.78	28.75	<b>1:02.14</b> 33.39	802 Q
5	1	3	KOCHETKOVA Kristina	27 JAN 1993	RUS	0.83	28.61	<b>1:02.31</b> 33.70	795 Q
6	1	5	BELYAKINA Daria	16 NOV 1986	RUS	0.74	28.89	<b>1:02.68</b> 33.79	781 Q
7	2	5	KLYUCHNIKOVA Olga	1 SEP 1989	RUS	0.81	28.71	<b>1:02.87</b> 34.16	774 Q
8	1	6	ANDREEVA Victoria	21 JUN 1992	RUS	0.79	29.16	<b>1:02.91</b> 33.75	773 Q
9	1	1	POPOVA Veronika	20 JAN 1991	RUS	0.77	30.26	<b>1:03.30</b> 33.04	758
10	2	2	KIM Seo Yeong	17 MAR 1994	KOR	0.76	28.87	<b>1:03.34</b> 34.47	757
11	1	2	CHOI Hye Ra	20 MAY 1991	KOR	0.81	29.07	<b>1:03.61</b> 34.54	747
12	1	7	KRASUYKOVA Kristina	18 AUG 1995	RUS	0.86	29.44	<b>1:04.20</b> 34.76	727
13	2	7	MINSHARIPOVA Alina	12 OCT 1990	RUS	0.84	28.99	<b>1:04.56</b> 35.57	715
14	2	1	TSENG Wei Wen Rachel Marjorie	3 MAR 1998	SIN	0.69	32.99	<b>1:10.80</b> 37.81	542

### LEGEND

Q Qualified for the next phase      R.T. Reaction time

**Timing & Data Handling by OMEGA**





# FINA/ARENA Swimming World Cup 2011

DUBAI STOCKHOLM MOSCOW BERLIN SINGAPORE BEIJING TOKYO

18-19 October 2011

**Event 33**  
19 OCT 2011

**Men's 200m Backstroke**  
200m Dos Hommes

Heats  
Séries



## Results Summary

Synthèse des résultats

	Record	Splits			Name	NOC Code	Location	Date
<b>WR</b>	1:46.11	25.17	52.36	1:19.48	VYATCHANIN Arkady	RUS	Berlin (GER)	15 NOV 2009
<b>WC</b>	1:46.11	25.17	52.36	1:19.48	VYATCHANIN Arkady	RUS	Berlin (GER)	15 NOV 2009

### Heats

Event No. 33

Rank	Heat	Lane	Name	Date of Birth	NOC Code	R.T.	50m	100m	150m	Time	FINA Points
1	1	5	PEBLEY Jacob	17 SEP 1993	USA	0.69	28.34	58.68	1:28.14	<b>1:56.79</b>	749 Q
								30.34	29.46	28.65	
2	2	4	DUBOVSKOY Artem	18 APR 1990	RUS	0.70	27.90	57.94	1:27.93	<b>1:56.85</b>	748 Q
								30.04	29.99	28.92	
3	1	4	ANCHIN Anton	30 JAN 1990	RUS	0.77	27.82	56.88	1:26.72	<b>1:57.40</b>	738 Q
								29.06	29.84	30.68	
4	2	5	CHENG Feiyi	6 JAN 1991	CHN	0.58	27.72	58.36	1:28.51	<b>1:57.61</b>	734 Q
								30.64	30.15	29.10	
5	3	1	TIKHONOV Alexander	4 MAY 1988	RUS	0.72	28.30	58.17	1:28.11	<b>1:58.73</b>	713 Q
								29.87	29.94	30.62	
6	3	4	PHELPS Michael	30 JUN 1985	USA	0.68	28.44	58.80	1:29.14	<b>1:58.78</b>	712 Q
								30.36	30.34	29.64	
7	2	3	KOSMYNIN Pavel	25 APR 1991	RUS	0.65	28.13	58.47	1:28.88	<b>1:59.22</b>	705 Q
								30.34	30.41	30.34	
8	3	5	MAKOV Sergey	3 SEP 1985	RUS	0.71	27.86	59.32	1:30.33	<b>1:59.63</b>	697 Q
								31.46	31.01	29.30	
9	2	2	BARANETS Oleksandr	1 JAN 1987	UKR	0.76	28.28	58.51	1:29.59	<b>2:00.61</b>	680
								30.23	31.08	31.02	
10	3	6	STEPIN Alexey	28 APR 1992	RUS	0.57	27.93	58.36	1:29.73	<b>2:00.84</b>	677
								30.43	31.37	31.11	
11	1	6	SOROKIN Igor	28 JAN 1994	RUS	0.61	28.23	59.19	1:30.32	<b>2:02.32</b>	652
								30.96	31.13	32.00	
12	1	3	TAMARKIN Andrey	16 AUG 1988	RUS	0.70	28.48	58.84	1:30.57	<b>2:02.42</b>	651
								30.36	31.73	31.85	
13	3	2	BORISOV Vitaly	1 SEP 1990	RUS	0.60	29.53	1:00.71	1:32.27	<b>2:02.68</b>	647
								31.18	31.56	30.41	
14	1	7	KOVALENKO Denis	10 AUG 1992	RUS	0.73	28.39	59.85	1:31.52	<b>2:02.73</b>	646
								31.46	31.67	31.21	
15	3	7	VORZHEV Maxim	27 OCT 1993	RUS	0.63	29.20	1:00.99	1:32.46	<b>2:04.23</b>	623
								31.79	31.47	31.77	
16	1	2	RYBIN Rustam	27 APR 1989	RUS	0.67	29.15	1:00.94	1:33.27	<b>2:04.99</b>	611
								31.79	32.33	31.72	
17	2	7	KALISZ Chase	7 MAR 1994	USA	0.63	29.20	1:01.27	1:33.90	<b>2:05.76</b>	600
								32.07	32.63	31.86	
18	2	1	HUNANYAN Davit	18 SEP 1996	ARM	0.61	30.87	1:04.01	1:37.74	<b>2:10.03</b>	543
								33.14	33.73	32.29	
19	2	6	MELNIKOV Vitaly	20 MAR 1990	RUS	0.68	37.56	1:17.00	1:58.54	<b>2:38.22</b>	301
								39.44	41.54	39.68	
	3	3	HORIHATA Yuya	30 JUL 1990	JPN					<b>DNS</b>	

#### LEGEND

DNS Did not start

Q Qualified for the next phase

R.T. Reaction time

Timing & Data Handling by OMEGA



## Results Summary

Synthèse des résultats

	Record	Name	NOC Code	Location	Date
<b>WR</b>	24.38	ALSHAMMAR Therese	SWE	Singapore (SIN)	22 NOV 2009
<b>WC</b>	24.38	ALSHAMMAR Therese	SWE	Singapore (SIN)	22 NOV 2009

### Heats

Event No. 34

Rank	Heat	Lane	Name	Date of Birth	NOC Code	R.T.	Time	FINA Points
1	3	4	ALSHAMMAR Therese	26 AUG 1977	SWE	0.67	<b>25.85</b>	838 Q
2	2	4	LU Ying	22 JAN 1989	CHN	0.70	<b>26.06</b>	818 Q
3	3	6	VLADYKINA Vasilisa	23 JAN 1987	RUS	0.73	<b>26.66</b>	764 Q
4	2	5	BESPALOVA Irina	31 MAY 1981	RUS	0.73	<b>26.75</b>	757 Q
5	2	3	LYAZEVA Anastasia	4 FEB 1992	RUS	0.68	<b>27.09</b>	728 Q
6	1	5	TCVETKOVA Daria	29 AUG 1995	RUS	0.67	<b>27.19</b>	720 Q
7	1	3	UGOLKOVA Maria	18 JUL 1989	RUS	0.66	<b>27.23</b>	717 Q
8	2	6	SCHREIBER Daniela	26 JUN 1989	GER	0.79	<b>27.33</b>	709 Q
9	3	3	MANTSEVA Yulia	7 JUN 1988	RUS	0.81	<b>27.37</b>	706
10	1	4	ARTEMYEVA Valentina	8 DEC 1986	RUS	0.65	<b>27.46</b>	699
11	3	5	FEDULOVA Svetlana	17 MAR 1984	RUS	0.67	<b>27.62</b>	687
12	3	2	BELOVA Daria	3 JUN 1990	RUS	0.81	<b>27.76</b>	677
13	2	2	LOVTSOVA Natalia	14 APR 1988	RUS	0.76	<b>27.95</b>	663
14	1	6	LEBEDZEVA Kseniya	31 JAN 1991	BLR	0.79	<b>28.15</b>	649
15	1	2	FILATOVA Sofia	20 OCT 1992	RUS	0.72	<b>28.17</b>	648
16	1	7	NASRETDINOVA Rozaliya	10 FEB 1997	RUS	0.74	<b>28.33</b>	637
17	3	7	KOLOTUSHKINA Valeriya	6 JUN 1996	RUS	0.79	<b>28.34</b>	636
18	3	1	LARINA Julia	13 APR 1996	RUS	0.79	<b>29.32</b>	574
19	2	7	FEDOREEVA Yulia	28 AUG 1994	RUS	0.70	<b>29.39</b>	570

### LEGEND

Q Qualified for the next phase R.T. Reaction time

Timing & Data Handling by OMEGA



# FINA/ARENA Swimming World Cup 2011

DUBAI STOCKHOLM MOSCOW BERLIN SINGAPORE BEIJING TOKYO

18-19 October 2011

## Event 119

19 OCT 2011 - 17:29

## Women's 100m Freestyle

100m Nage Libre Femmes

Final  
Finale



### Results

Résultats

	Record	Split	Name	NOC Code	Location	Date
<b>WR</b>	51.01	24.29	TRICKETT Lisbeth	AUS	Hobart (AUS)	10 AUG 2009
<b>WC</b>	51.19	24.54	HALSALL Francesca	GBR	Singapore (SIN)	22 NOV 2009

Final

Event No. 19

Rank	Lane	Name	NOC Code	R.T.	50m	Time	FINA Points
1	4	FRANKLIN Melissa	USA	0.75	(2) 25.80	<b>52.80</b> 27.00	901
2	5	SCHREIBER Daniela	GER	0.86	(1) 25.57	<b>53.08</b> 27.51	887
3	3	SCHMITT Allison	USA	0.75	(3) 26.05	<b>53.13</b> 27.08	885
4	7	NEAL Lia	USA	0.68	(7) 26.28	<b>54.03</b> 27.75	841
5	6	NESTEROVA Margarita	RUS	0.73	(4) 26.15	<b>54.29</b> 28.14	829
6	2	SIMONOVA Vitalina	RUS	0.77	(5) 26.19	<b>54.72</b> 28.53	810
7	1	ZHENG Yifei	CHN	0.75	(6) 26.20	<b>55.04</b> 28.84	796
8	8	ANDREEVA Victoria	RUS	0.77	(8) 26.71	<b>55.27</b> 28.56	786

#### LEGEND

R.T. Reaction time

Timing & Data Handling by OMEGA





# FINA/ARENA Swimming World Cup 2011

DUBAI STOCKHOLM MOSCOW BERLIN SINGAPORE BEIJING TOKYO

18-19 October 2011

**Event 120**  
19 OCT 2011 - 17:33

Men's 200m Freestyle  
200m Nage Libre Hommes

Final  
Finale



## Results

Résultats

	Record	Splits			Name	NOC Code	Location	Date
<b>WR</b>	1:39.37	23.79	49.29	1:14.72	BIEDERMANN Paul	GER	Berlin (GER)	15 NOV 2009
<b>WC</b>	1:39.37	23.79	49.29	1:14.72	BIEDERMANN Paul	GER	Berlin (GER)	15 NOV 2009

Final

Event No. 20

Rank	Lane	Name	NOC Code	R.T.	50m	100m	150m	Time	FINA Points
1	6	BIEDERMANN Paul	GER	0.77	(3) 24.63	(2) 50.95 26.32	(2) 1:17.38 26.43	<b>1:43.15</b> 25.77	894
2	7	PHELPS Michael	USA	0.72	(2) 24.37	(1) 50.77 26.40	(1) 1:17.28 26.51	<b>1:43.31</b> 26.03	889
3	4	LOBINTSEV Nikita	RUS	0.79	(5) 24.78	(3) 51.23 26.45	(3) 1:17.80 26.57	<b>1:43.91</b> 26.11	874
4	5	SUKHORUKOV Alexander	RUS	0.74	(7) 24.88	(4) 51.47 26.59	(4) 1:18.47 27.00	<b>1:45.54</b> 27.07	834
5	8	KORZENIOWSKI Pawel	POL	0.76	(8) 24.92	(8) 52.05 27.13	(5) 1:19.24 27.19	<b>1:45.98</b> 26.74	824
6	1	LOBUZOV Artem	RUS	0.65	(6) 24.81	(7) 51.92 27.11	(7) 1:19.68 27.76	<b>1:46.69</b> 27.01	807
7	2	LAGUNOV Evgeny	RUS	0.71	(1) 24.31	(6) 51.80 27.49	(8) 1:20.01 28.21	<b>1:46.72</b> 26.71	807
8	3	ZHANG Zhongchao	CHN	0.69	(4) 24.74	(5) 51.73 26.99	(6) 1:19.39 27.66	<b>1:46.90</b> 27.51	803

### LEGEND

R.T. Reaction time

**Timing & Data Handling by OMEGA**





# FINA/ARENA Swimming World Cup 2011

DUBAI STOCKHOLM MOSCOW BERLIN SINGAPORE BEIJING TOKYO

18-19 October 2011

## Event 121

19 OCT 2011 - 17:38

## Women's 50m Breaststroke

50m Brasse Femmes

Final  
Finale



### Results

Résultats

	Record	Name	NOC Code	Location	Date
<b>WR</b>	28.80	HARDY Jessica A	USA	Berlin (GER)	15 NOV 2009
<b>WC</b>	28.80	HARDY Jessica A	USA	Berlin (GER)	15 NOV 2009

### Final

Event No. 21

Rank	Lane	Name	NOC Code	R.T.	Time	FINA Points
1	4	ARTEMYEVA Valentina	RUS	0.65	<b>30.23</b>	864
2	5	EFIMOVA Yuliya	RUS	0.76	<b>30.54</b>	838
3	2	KIM Hye Jin	KOR	0.70	<b>30.97</b>	804
4	6	DEEVA Daria	RUS	0.67	<b>31.01</b>	801
5	3	BAKLAKOVA Ekaterina	RUS	0.72	<b>31.32</b>	777
6	1	KALASHNIKOVA Vera	RUS	0.77	<b>31.45</b>	767
7	7	JEONG Darae	KOR	0.84	<b>31.50</b>	764
8	8	UYMENOVA Ekaterina	RUS	0.70	<b>32.01</b>	728

#### LEGEND

R.T. Reaction time

### Timing & Data Handling by OMEGA





## Results

Résultats

	Record	Split	Name	NOC Code	Location	Date
<b>WR</b>	55.61	25.98	VAN DEN BURGH Cameron	RSA	Berlin (GER)	15 NOV 2009
<b>WC</b>	55.61	25.98	VAN DEN BURGH Cameron	RSA	Berlin (GER)	15 NOV 2009

Final

Event No. 22

Rank	Lane	Name	NOC Code	R.T.	50m	Time	FINA Points
1	2	<b>TOMITA Naoya</b>	JPN	0.64	(3) 27.74	<b>58.81</b> 31.07	845
2	4	<b>GEYBEL Sergey</b>	RUS	0.69	(1) 27.59	<b>59.13</b> 31.54	831
3	6	<b>KOCH Marco</b>	GER	0.73	(4) 28.19	<b>59.29</b> 31.10	825
4	3	<b>SINKEVICH Viacheslav</b>	RUS	0.68	(6) 28.46	<b>59.57</b> 31.11	813
5	5	<b>LAKHTYUKHOV Stanislav</b>	RUS	0.71	(1) 27.59	<b>59.69</b> 32.10	808
6	7	<b>OTSUKA Kazuki</b>	JPN	0.66	(7) 28.60	<b>59.72</b> 31.12	807
7	8	<b>KRIVASHEEV Denis</b>	RUS	0.73	(5) 28.31	<b>1:00.22</b> 31.91	787
8	1	<b>BROWN Michael</b>	CAN	0.73	(8) 28.68	<b>1:00.31</b> 31.63	783

### LEGEND

R.T. Reaction time

**Timing & Data Handling by OMEGA**



# FINA/ARENA Swimming World Cup 2011

DUBAI STOCKHOLM MOSCOW BERLIN SINGAPORE BEIJING TOKYO

18-19 October 2011

**Event 123**  
19 OCT 2011 - 17:55

**Women's 400m Individual Medley**  
400m 4-Nages Femmes

**Fastest Heat(s)**  
Série(s) rapide(s)



## Results

Résultats

	Record	Splits	Name	NOC Code	Location	Date
<b>WR</b>	4:21.04	1:00.60	2:06.01	3:19.42	SMIT Julia USA	Manchester (GBR) 18 DEC 2009
<b>WC</b>	4:22.88	1:01.68	2:10.57	3:22.75	MEAKLIM Kathryn RSA	Singapore (SIN) 22 NOV 2009

### Heat 2

Event No. 23

Rank	Lane	Name	NOC Code	R.T.	Time	FINA Points		
<b>1</b>	<b>5</b>	<b>KATO Izumi</b>	<b>JPN</b>	<b>0.69</b>	<b>4:34.00</b>	<b>864</b>		
50m (2)	29.39	100m (2) 1:02.80 33.41	150m (1) 1:37.78 34.98	200m (1) 2:12.01 34.23	250m (1) 2:49.66 37.65	300m (1) 3:27.64 37.98	350m (1) 4:01.19 33.55	32.81
<b>2</b>	<b>1</b>	<b>KIM Seo Yeong</b>	<b>KOR</b>	<b>0.76</b>	<b>4:37.66</b>	<b>830</b>		
50m (1)	29.26	100m (3) 1:03.05 33.79	150m (3) 1:38.58 35.53	200m (3) 2:14.00 35.42	250m (2) 2:53.84 39.84	300m (2) 3:33.86 40.02	350m (2) 4:06.55 32.69	31.11
<b>2</b>	<b>3</b>	<b>FLICKINGER Hali</b>	<b>USA</b>	<b>0.74</b>	<b>4:37.66</b>	<b>830</b>		
50m (3)	29.66	100m (1) 1:02.66 33.00	150m (2) 1:38.02 35.36	200m (2) 2:12.48 34.46	250m (3) 2:54.06 41.58	300m (4) 3:36.08 42.02	350m (4) 4:07.85 31.77	29.81
<b>4</b>	<b>4</b>	<b>MARTYNOVA Yana</b>	<b>RUS</b>	<b>0.78</b>	<b>4:38.20</b>	<b>826</b>		
50m (5)	29.68	100m (4) 1:03.09 33.41	150m (4) 1:39.20 36.11	200m (4) 2:14.06 34.86	250m (4) 2:54.32 40.26	300m (3) 3:34.78 40.46	350m (3) 4:07.31 32.53	30.89
<b>5</b>	<b>7</b>	<b>KRASYUKOVA Kristina</b>	<b>RUS</b>	<b>0.88</b>	<b>4:44.11</b>	<b>775</b>		
50m (6)	29.91	100m (6) 1:04.24 34.33	150m (6) 1:40.86 36.62	200m (5) 2:15.88 35.02	250m (5) 2:56.73 40.85	300m (5) 3:37.92 41.19	350m (5) 4:11.41 33.49	32.70
<b>6</b>	<b>6</b>	<b>KOCHETKOVA Kristina</b>	<b>RUS</b>	<b>0.83</b>	<b>4:48.00</b>	<b>744</b>		
50m (4)	29.67	100m (5) 1:03.53 33.86	150m (5) 1:40.63 37.10	200m (6) 2:16.93 36.30	250m (6) 2:58.88 41.95	300m (6) 3:40.36 41.48	350m (6) 4:15.07 34.71	32.93
<b>7</b>	<b>2</b>	<b>MARKOVA Anna</b>	<b>RUS</b>	<b>0.87</b>	<b>4:48.22</b>	<b>742</b>		
50m (8)	31.05	100m (8) 1:05.86 34.81	150m (8) 1:42.75 36.89	200m (7) 2:19.11 36.36	250m (8) 3:00.51 41.40	300m (7) 3:41.95 41.44	350m (7) 4:15.82 33.87	32.40
<b>8</b>	<b>8</b>	<b>VINOKURENKOVA Natalia</b>	<b>RUS</b>	<b>0.80</b>	<b>4:51.98</b>	<b>714</b>		
50m (7)	30.61	100m (7) 1:05.71 35.10	150m (7) 1:42.65 36.94	200m (8) 2:19.36 36.71	250m (7) 3:00.25 40.89	300m (8) 3:42.67 42.42	350m (8) 4:18.03 35.36	33.95

### LEGEND

R.T. Reaction time

Timing & Data Handling by OMEGA





# FINA/ARENA Swimming World Cup 2011

DUBAI STOCKHOLM MOSCOW BERLIN SINGAPORE BEIJING TOKYO

18-19 October 2011

**Event 124**  
19 OCT 2011 - 18:03

Men's 100m Butterfly  
100m Papillon Hommes

Final  
Finale



## Results

Résultats

	Record	Split	Name	NOC Code	Location	Date
<b>WR</b>	48.48	22.88	KOROTYSHKIN Evgeny	RUS	Berlin (GER)	15 NOV 2009
<b>WC</b>	48.48	22.88	KOROTYSHKIN Evgeny	RUS	Berlin (GER)	15 NOV 2009

Final

Event No. 24

Rank	Lane	Name	NOC Code	R.T.	50m	Time	FINA Points
1	5	KOROTYSHKIN Evgeny	RUS	0.68	(2) 23.54	<b>50.72</b> 27.18	873
2	3	MCGILL Tyler	USA	0.59	(5) 24.04	<b>50.86</b> 26.82	866
3	1	CAVIC Milorad	SRB	0.73	(1) 23.39	<b>50.90</b> 27.51	864
4	7	LE CLOS Chad	RSA	0.71	(4) 23.91	<b>50.97</b> 27.06	860
5	2	PHELPS Michael	USA	0.71	(6) 24.29	<b>51.13</b> 26.84	852
6	4	HUEGILL Geoff	AUS	0.64	(3) 23.76	<b>51.34</b> 27.58	842
7	8	SKVORTSOV Nikolay	RUS	0.73	(8) 24.86	<b>52.52</b> 27.66	786
8	6	SANO Hidemasa	JPN	0.61	(7) 24.61	<b>52.65</b> 28.04	780

### LEGEND

R.T. Reaction time

**Timing & Data Handling by OMEGA**





# FINA/ARENA Swimming World Cup 2011

DUBAI STOCKHOLM MOSCOW BERLIN SINGAPORE BEIJING TOKYO

18-19 October 2011

## Event 125

19 OCT 2011 - 18:07

## Women's 100m Backstroke

100m Dos Femmes

Final  
Finale



### Results

Résultats

	Record	Split	Name	NOC Code	Location	Date
<b>WR</b>	55.23	26.73	SAKAI Shiho	JPN	Berlin (GER)	15 NOV 2009
<b>WC</b>	55.23	26.73	SAKAI Shiho	JPN	Berlin (GER)	15 NOV 2009

Final

Event No. 25

Rank	Lane	Name	NOC Code	R.T.	50m	Time	FINA Points
1	4	FRANKLIN Melissa	USA	0.62	(2) 28.24	<b>57.39</b> 29.15	891
2	5	GOH Rachel	AUS	0.68	(1) 28.15	<b>57.74</b> 29.59	875
3	6	ZUEVA Anastasia	RUS	0.74	(3) 28.47	<b>58.07</b> 29.60	860
4	3	MOSKVINA Kseniya	RUS	0.69	(4) 28.65	<b>58.54</b> 29.89	839
5	2	GROMOVA Maria	RUS	0.71	(5) 29.39	<b>1:00.06</b> 30.67	777
6	8	LARINA Julia	RUS	0.70	(8) 29.77	<b>1:00.90</b> 31.13	745
7	1	NESTEROVA Margarita	RUS	0.63	(7) 29.62	<b>1:00.92</b> 31.30	745
8	7	PAPUSHA Alexandra	RUS	0.65	(6) 29.46	<b>1:01.40</b> 31.94	727

#### LEGEND

R.T. Reaction time

Timing & Data Handling by OMEGA





# FINA/ARENA Swimming World Cup 2011

DUBAI STOCKHOLM MOSCOW BERLIN SINGAPORE BEIJING TOKYO

18-19 October 2011

Event 126

19 OCT 2011 - 18:11

Men's 50m Backstroke

50m Dos Hommes

Final  
Finale



## Results

Résultats

	Record	Name	NOC Code	Location	Date
<b>WR</b>	22.61	MARSHALL Peter	USA	Singapore (SIN)	22 NOV 2009
<b>WC</b>	22.61	MARSHALL Peter	USA	Singapore (SIN)	22 NOV 2009

Final

Event No. 26

Rank	Lane	Name	NOC Code	R.T.	Time	FINA Points
1	5	BORISOV Vitaly	RUS	0.56	<b>24.22</b>	813
2	4	MELNIKOV Vitaly	RUS	0.54	<b>24.35</b>	800
2	6	MAKOV Sergey	RUS	0.76	<b>24.35</b>	800
4	3	ARBUZOV Andrey	RUS	0.59	<b>24.81</b>	756
5	2	DUBOVSKOY Artem	RUS	0.65	<b>24.89</b>	749
6	1	CHESNOKOV Pavel	RUS	0.64	<b>25.23</b>	719
7	7	NOSKOV Mikhail	RUS	0.66	<b>25.26</b>	717
8	8	KOSMYNIN Pavel	RUS	0.66	<b>25.70</b>	680

### LEGEND

R.T. Reaction time

Timing & Data Handling by OMEGA





# FINA/ARENA Swimming World Cup 2011

DUBAI STOCKHOLM MOSCOW BERLIN SINGAPORE BEIJING TOKYO

18-19 October 2011

**Event 127**  
19 OCT 2011 - 18:24

**Women's 200m Butterfly**  
200m Papillon Femmes

Final  
Finale



## Results

Résultats

	Record	Splits			Name	NOC Code	Location	Date
<b>WR</b>	2:00.78	27.35	58.41	1:29.29	LIU Zige	CHN	Berlin (GER)	15 NOV 2009
<b>WC</b>	2:00.78	27.35	58.41	1:29.29	LIU Zige	CHN	Berlin (GER)	15 NOV 2009

Final

Event No. 27

Rank	Lane	Name	NOC Code	R.T.	50m	100m	150m	Time	FINA Points
1	5	GONG Jie	CHN	0.83	(2) 28.52	(1) 59.92 31.40	(1) 1:32.09 32.17	<b>2:04.32</b> 32.23	916
2	4	CHOI Hye Ra	KOR	0.82	(3) 28.74	(3) 1:00.40 31.66	(2) 1:33.01 32.61	<b>2:06.23</b> 33.22	875
3	3	KROPP Andrea	USA	0.76	(5) 29.64	(4) 1:02.39 32.75	(4) 1:35.78 33.39	<b>2:09.71</b> 33.93	807
4	6	LYAZEVA Anastasia	RUS	0.69	(1) 27.74	(2) 1:00.32 32.58	(3) 1:35.40 35.08	<b>2:12.34</b> 36.94	760
5	2	KISELEVA Anna	RUS	0.77	(6) 29.86	(6) 1:03.75 33.89	(5) 1:39.24 35.49	<b>2:15.99</b> 36.75	700
6	8	MAKSUMOVA Elina	RUS	0.89	(8) 30.56	(8) 1:05.68 35.12	(8) 1:41.72 36.04	<b>2:17.78</b> 36.06	673
7	1	BESPALOVA Irina	RUS	0.77	(7) 30.16	(7) 1:04.19 34.03	(6) 1:40.95 36.76	<b>2:18.43</b> 37.48	664
8	7	TCVETKOVA Daria	RUS	0.67	(4) 29.20	(5) 1:03.26 34.06	(7) 1:41.14 37.88	<b>2:18.71</b> 37.57	660

### LEGEND

R.T. Reaction time

**Timing & Data Handling by OMEGA**





# FINA/ARENA Swimming World Cup 2011

DUBAI STOCKHOLM MOSCOW BERLIN SINGAPORE BEIJING TOKYO

18-19 October 2011

Event 128

19 OCT 2011 - 18:30

Men's 200m Individual Medley

200m 4-Nages Hommes

Final  
Finale



## Results

Résultats

	Record	Splits			Name	NOC Code	Location	Date
<b>WR</b>	1:50.08	24.07	51.42	1:23.49	LOCHTE Ryan	USA	Dubai (UAE)	17 DEC 2010
<b>WC</b>	1:51.55	23.96	51.96	1:25.41	TOWNSEND Darian	RSA	Berlin (GER)	15 NOV 2009

Final

Event No. 28

Rank	Lane	Name	NOC Code	R.T.	50m	100m	150m	Time	FINA Points
1	1	LE CLOS Chad	RSA	0.71	(1) 24.30	(1) 53.64 29.34	(3) 1:28.74 35.10	<b>1:55.26</b> 26.52	871
2	4	SANO Hidemasa	JPN	0.64	(2) 25.18	(2) 54.47 29.29	(1) 1:28.25 33.78	<b>1:55.60</b> 27.35	863
3	3	SETO Daiya	JPN	0.62	(4) 25.63	(3) 54.95 29.32	(2) 1:28.38 33.43	<b>1:55.86</b> 27.48	857
4	5	ZHILIN Dmitry	RUS	0.70	(3) 25.52	(4) 55.11 29.59	(4) 1:28.77 33.66	<b>1:57.00</b> 28.23	832
5	2	OTSUKA Kazuki	JPN	0.67	(5) 25.78	(6) 56.71 30.93	(5) 1:28.88 32.17	<b>1:58.12</b> 29.24	809
6	7	CARVALHO Diogo	POR	0.71	(7) 25.90	(5) 56.22 30.32	(6) 1:30.12 33.90	<b>1:58.43</b> 28.31	803
7	8	GORBUNOV Dmitry	RUS	0.76	(6) 25.85	(6) 56.71 30.86	(7) 1:31.36 34.65	<b>2:00.27</b> 28.91	766
8	6	PAVLOV Ivan	RUS	0.81	(8) 26.85	(8) 58.11 31.26	(8) 1:32.47 34.36	<b>2:01.22</b> 28.75	748

### LEGEND

R.T. Reaction time

Timing & Data Handling by OMEGA





## Results

Résultats

	Record	Splits	Name	NOC Code	Location	Date		
<b>WR</b>	3:54.92	57.29	1:56.93	2:56.38	JACKSON Joanne	GBR	Leeds (GBR)	8 AUG 2009
<b>WC</b>	3:56.24	58.27	1:57.98	2:57.63	BALMY Coralie	FRA	Berlin (GER)	16 NOV 2008

### Final

Event No. 29

Rank	Lane	Name	NOC Code	R.T.	Time	FINA Points
<b>1</b>	<b>5</b>	<b>SCHMITT Allison</b>	<b>USA</b>	<b>0.79</b>	<b>4:02.23</b>	<b>912</b>
		50m (3) 29.06				
		100m (3) 59.53 30.47				
		150m (2) 1:29.81 30.28				
		200m (2) 2:00.50 30.69				
		250m (1) 2:30.80 30.30				
		300m (1) 3:01.40 30.60				
		350m (1) 3:32.11 30.71				
		30.12				
<b>2</b>	<b>3</b>	<b>SOKOLOVA Elena</b>	<b>RUS</b>	<b>0.77</b>	<b>4:02.35</b>	<b>910</b>
		50m (1) 28.54				
		100m (1) 58.75 30.21				
		150m (1) 1:29.43 30.68				
		200m (1) 2:00.32 30.89				
		250m (2) 2:31.14 30.82				
		300m (2) 3:02.14 31.00				
		350m (2) 3:32.96 30.82				
		29.39				
<b>3</b>	<b>4</b>	<b>CHENAULT Chelsea</b>	<b>USA</b>	<b>0.77</b>	<b>4:05.17</b>	<b>879</b>
		50m (2) 28.75				
		100m (2) 59.33 30.58				
		150m (3) 1:30.62 31.29				
		200m (3) 2:01.88 31.26				
		250m (3) 2:32.56 30.68				
		300m (3) 3:03.24 30.68				
		350m (3) 3:34.37 31.13				
		30.80				
<b>4</b>	<b>6</b>	<b>YUSKOVA Ksenia</b>	<b>RUS</b>	<b>0.89</b>	<b>4:14.08</b>	<b>790</b>
		50m (5) 29.31				
		100m (5) 1:00.69 31.38				
		150m (5) 1:32.47 31.78				
		200m (5) 2:04.70 32.23				
		250m (4) 2:36.91 32.21				
		300m (4) 3:08.98 32.07				
		350m (4) 3:41.50 32.52				
		32.58				
<b>5</b>	<b>1</b>	<b>KOLOTUSHKINA Valeriya</b>	<b>RUS</b>	<b>0.78</b>	<b>4:16.20</b>	<b>770</b>
		50m (6) 29.36				
		100m (7) 1:01.13 31.77				
		150m (6) 1:33.09 31.96				
		200m (6) 2:05.54 32.45				
		250m (6) 2:38.25 32.71				
		300m (6) 3:11.35 33.10				
		350m (6) 3:44.76 33.41				
		31.44				
<b>6</b>	<b>7</b>	<b>VOLODINA Kira</b>	<b>RUS</b>	<b>0.75</b>	<b>4:17.40</b>	<b>760</b>
		50m (7) 29.41				
		100m (4) 1:00.48 31.07				
		150m (4) 1:32.30 31.82				
		200m (4) 2:04.46 32.16				
		250m (5) 2:37.16 32.70				
		300m (5) 3:10.39 33.23				
		350m (5) 3:43.66 33.27				
		33.74				
<b>7</b>	<b>8</b>	<b>KUDRYASHOVA Alena</b>	<b>RUS</b>	<b>0.86</b>	<b>4:18.09</b>	<b>754</b>
		50m (8) 29.84				
		100m (8) 1:01.65 31.81				
		150m (8) 1:33.92 32.27				
		200m (8) 2:06.59 32.67				
		250m (8) 2:39.91 33.32				
		300m (7) 3:12.97 33.06				
		350m (7) 3:45.86 32.89				
		32.23				
<b>8</b>	<b>2</b>	<b>ARZHANTSEVA Irina</b>	<b>RUS</b>	<b>0.85</b>	<b>4:19.76</b>	<b>739</b>
		50m (4) 29.28				
		100m (6) 1:01.00 31.72				
		150m (7) 1:33.14 32.14				
		200m (7) 2:06.17 33.03				
		250m (7) 2:39.76 33.59				
		300m (8) 3:13.63 33.87				
		350m (8) 3:47.23 33.60				
		32.53				




### LEGEND

R.T. Reaction time

Timing & Data Handling by OMEGA



# FINA/ARENA Swimming World Cup 2011

DUBAI  STOCKHOLM  MOSCOW  BERLIN  SINGAPORE  BEIJING  TOKYO

18-19 October 2011

**Event 130**  
19 OCT 2011 - 18:42

Men's 50m Freestyle  
50m Nage Libre Hommes

Final  
Finale



## Results

Résultats

	Record	Name	NOC Code	Location	Date
<b>WR</b>	20.30	SCHOEMAN Roland	RSA	Pietermaritzburg (RSA)	8 AUG 2009
<b>WC</b>	20.57	SCHOEMAN Roland	RSA	Berlin (GER)	15 NOV 2009

Final

Event No. 30

Rank	Lane	Name	NOC Code	R.T.	Time	FINA Points
1	4	HAYDEN Brent	CAN	0.65	<b>21.65</b>	824
2	2	SULLIVAN Eamon	AUS	0.61	<b>21.76</b>	811
3	1	LOBINTSEV Nikita	RUS	0.76	<b>21.80</b>	807
4	5	ABOOD Matthew	AUS	0.72	<b>21.81</b>	806
5	3	FESIKOV Sergei	RUS	0.69	<b>21.88</b>	798
6	6	LAGUNOV Evgeny	RUS	0.69	<b>21.99</b>	786
7	8	SHI Yang	CHN	0.62	<b>22.02</b>	783
8	7	ARBUZOV Andrey	RUS	0.70	<b>22.22</b>	762

### LEGEND

R.T. Reaction time

**Timing & Data Handling by OMEGA**





# FINA/ARENA Swimming World Cup 2011

DUBAI STOCKHOLM MOSCOW BERLIN SINGAPORE BEIJING TOKYO

18-19 October 2011

## Event 131

19 OCT 2011 - 18:56

## Women's 200m Breaststroke

200m Brasse Femmes

Final  
Finale



### Results

Résultats

	Record	Splits			Name	NOC Code	Location	Date
<b>WR</b>	2:14.57	31.05	1:05.18	1:40.00	SONI Rebecca	USA	Manchester (GBR)	18 DEC 2009
<b>WC</b>	2:15.42	31.30	1:06.07	1:41.00	JONES Leisel	AUS	Berlin (GER)	15 NOV 2009

### Final

Event No. 31

Rank	Lane	Name	NOC Code	R.T.	50m	100m	150m	Time	FINA Points
1	5	WATANABE Kanako	JPN	0.81	(2) 33.01	(2) 1:08.74 35.73	(2) 1:45.09 36.35	<b>2:20.94</b> 35.85	870
2	6	CHAUN Anastasia	RUS	0.76	(5) 33.62	(4) 1:10.07 36.45	(4) 1:45.96 35.89	<b>2:21.19</b> 35.23	865
3	3	JEONG Darae	KOR	0.82	(1) 32.78	(1) 1:08.61 35.83	(1) 1:44.96 36.35	<b>2:21.40</b> 36.44	861
4	4	KROPP Andrea	USA	0.80	(6) 33.73	(3) 1:09.83 36.10	(3) 1:45.59 35.76	<b>2:21.75</b> 36.16	855
5	2	KALASHNIKOVA Vera	RUS	0.75	(3) 33.18	(6) 1:10.61 37.43	(5) 1:47.69 37.08	<b>2:24.51</b> 36.82	807
6	1	NOVIKOVA Irina	RUS	0.75	(4) 33.50	(5) 1:10.44 36.94	(6) 1:47.95 37.51	<b>2:25.86</b> 37.91	785
7	8	MAARTENSSON Elin	SWE	0.73	(8) 33.83	(8) 1:11.09 37.26	(7) 1:48.96 37.87	<b>2:26.80</b> 37.84	770
8	7	PIERSE Annamay	CAN	0.79	(7) 33.75	(7) 1:10.92 37.17	(8) 1:49.04 38.12	<b>2:27.51</b> 38.47	759

### LEGEND

R.T. Reaction time

Timing & Data Handling by OMEGA





# FINA/ARENA Swimming World Cup 2011

DUBAI STOCKHOLM MOSCOW BERLIN SINGAPORE BEIJING TOKYO

18-19 October 2011

## Event 132

19 OCT 2011 - 19:01

## Women's 100m Individual Medley

100m 4-Nages Femmes

Final  
Finale



### Results

Résultats

	Record	Split	Name	NOC Code	Location	Date
<b>WR</b>	57.74	26.82	SCHREUDER Hinkelien	NED	Berlin (GER)	15 NOV 2009
<b>WC</b>	57.74	26.82	SCHREUDER Hinkelien	NED	Berlin (GER)	15 NOV 2009

Final

Event No. 32

Rank	Lane	Name	NOC Code	R.T.	50m	Time	FINA Points
1	5	MORNINGSTAR Erica	CAN	0.76	(5) 28.35	<b>1:00.57</b> 32.22	866
2	6	LIU Jing	CHN	0.77	(2) 28.15	<b>1:00.95</b> 32.80	850
3	4	ANDREEVA Ekaterina	RUS	0.76	(1) 27.81	<b>1:01.07</b> 33.26	845
4	2	KOCHETKOVA Kristina	RUS	0.84	(4) 28.17	<b>1:01.89</b> 33.72	812
5	1	KLYUCHNIKOVA Olga	RUS	0.81	(3) 28.16	<b>1:02.04</b> 33.88	806
6	8	ANDREEVA Victoria	RUS	0.76	(6) 28.58	<b>1:02.05</b> 33.47	805
7	3	EFIMOVA Yuliya	RUS	0.76	(8) 29.68	<b>1:02.06</b> 32.38	805
8	7	BELYAKINA Daria	RUS	0.75	(7) 28.60	<b>1:02.43</b> 33.83	791

#### LEGEND

R.T. Reaction time

Timing & Data Handling by OMEGA





# FINA/ARENA Swimming World Cup 2011

DUBAI STOCKHOLM MOSCOW BERLIN SINGAPORE BEIJING TOKYO

18-19 October 2011

Event 133

19 OCT 2011 - 19:05

Men's 200m Backstroke  
200m Dos Hommes

Final  
Finale



## Results

Résultats

	Record	Splits			Name	NOC Code	Location	Date
<b>WR</b>	1:46.11	25.17	52.36	1:19.48	VYATCHANIN Arkady	RUS	Berlin (GER)	15 NOV 2009
<b>WC</b>	1:46.11	25.17	52.36	1:19.48	VYATCHANIN Arkady	RUS	Berlin (GER)	15 NOV 2009

Final

Event No. 33

Rank	Lane	Name	NOC Code	R.T.	50m	100m	150m	Time	FINA Points
1	7	PHELPS Michael	USA	0.68	(4) 27.17	(4) 56.69 29.52	(4) 1:25.66 28.97	<b>1:53.24</b> 27.58	822
2	5	DUBOVSKOY Artem	RUS	0.67	(3) 27.09	(3) 56.09 29.00	(3) 1:24.92 28.83	<b>1:53.52</b> 28.60	816
3	6	CHENG Feiyi	CHN	0.59	(1) 25.91	(1) 55.20 29.29	(2) 1:24.90 29.70	<b>1:53.75</b> 28.85	811
4	4	PEBLEY Jacob	USA	0.66	(2) 27.00	(2) 55.69 28.69	(1) 1:24.75 29.06	<b>1:54.03</b> 29.28	805
5	3	ANCHIN Anton	RUS	0.70	(7) 27.76	(6) 57.68 29.92	(6) 1:27.74 30.06	<b>1:57.79</b> 30.05	731
6	2	TIKHONOV Alexander	RUS	0.72	(8) 28.02	(7) 57.83 29.81	(5) 1:27.67 29.84	<b>1:58.16</b> 30.49	724
7	8	MAKOV Sergey	RUS	0.65	(5) 27.23	(8) 58.27 31.04	(8) 1:29.20 30.93	<b>1:58.50</b> 29.30	717
8	1	KOSMYNIN Pavel	RUS	0.67	(6) 27.69	(5) 57.51 29.82	(7) 1:28.47 30.96	<b>2:00.02</b> 31.55	691

### LEGEND

R.T. Reaction time

Timing & Data Handling by OMEGA





# FINA/ARENA Swimming World Cup 2011

DUBAI STOCKHOLM MOSCOW BERLIN SINGAPORE BEIJING TOKYO

18-19 October 2011

## Event 134

19 OCT 2011 - 19:10

Women's 50m Butterfly  
50m Papillon Femmes

Final  
Finale



### Results

Résultats

	Record	Name	NOC Code	Location	Date
<b>WR</b>	24.38	ALSHAMMAR Therese	SWE	Singapore (SIN)	22 NOV 2009
<b>WC</b>	24.38	ALSHAMMAR Therese	SWE	Singapore (SIN)	22 NOV 2009

### Final

Event No. 34

Rank	Lane	Name	NOC Code	R.T.	Time	FINA Points
1	4	ALSHAMMAR Therese	SWE	0.65	<b>25.06</b>	920
2	5	LU Ying	CHN	0.66	<b>25.60</b>	863
3	2	LYAZEVA Anastasia	RUS	0.64	<b>26.66</b>	764
4	6	BESPALOVA Irina	RUS	0.69	<b>26.69</b>	762
5	7	TCVETKOVA Daria	RUS	0.66	<b>26.84</b>	749
6	3	VLADYKINA Vasilisa	RUS	0.73	<b>26.94</b>	741
7	8	SCHREIBER Daniela	GER	0.84	<b>27.10</b>	728
8	1	UGOLKOVA Maria	RUS	0.66	<b>27.11</b>	727

#### LEGEND

R.T. Reaction time

**Timing & Data Handling by OMEGA**



## Results Summary

Synthèse des résultats

	Record	Splits			Name	NOC Code	Location	Date	
<b>WR</b>	14:10.10	53.60	1:49.96	2:46.46	3:43.19	HACKETT Grant	AUS	Perth (AUS)	7 AUG 2001
		4:40.13	5:37.00	6:34.11	7:31.36				
		8:28.45	9:25.73	10:22.90	11:20.05				
		12:17.11	13:14.02						
<b>WC</b>	14:28.35	56.22	1:54.80	2:53.90	3:52.82	COLBERTALDO Federico	ITA	Stockholm (SWE)	11 NOV 2009
		4:51.16	5:48.77	6:46.93	7:45.09				
		8:43.29	9:40.62	10:38.04	11:35.67				
		12:33.56	13:31.62						

Event No. 18

Rank	Heat	Lane	Name	Date of Birth	NOC Code	R.T.	Time	FINA Points
<b>1</b>	<b>2</b>	<b>6</b>	<b>SORAK Stefan</b>	<b>26 MAR 1992</b>	<b>SRB</b>	<b>0.78</b>	<b>15:04.07</b>	<b>831</b>
	50m 26.64	100m 55.62	150m 1:25.11	200m 1:54.84	250m 2:24.53	300m 2:54.28	350m 3:24.39	400m 3:54.43
		28.98	29.49	29.73	29.69	29.75	30.11	30.04
	450m 4:24.62	500m 4:54.94	550m 5:24.65	600m 5:54.56	650m 6:24.69	700m 6:55.06	750m 7:25.38	800m 7:55.83
	30.19	30.32	29.71	29.91	30.13	30.37	30.32	30.45
	850m 8:26.28	900m 8:56.98	950m 9:27.61	1000m 9:58.43	1050m 10:29.06	1100m 10:59.67	1150m 11:30.67	1200m 12:01.51
	30.45	30.70	30.63	30.82	30.63	30.61	31.00	30.84
	1250m 12:32.29	1300m 13:03.10	1350m 13:33.65	1400m 14:04.01	1450m 14:34.40			
	30.78	30.81	30.55	30.36	30.39	29.67		
<b>2</b>	<b>2</b>	<b>2</b>	<b>STJEPANOVIC Velimir</b>	<b>7 AUG 1993</b>	<b>SRB</b>	<b>0.67</b>	<b>15:06.83</b>	<b>823</b>
	50m 27.15	100m 57.08	150m 1:27.00	200m 1:57.27	250m 2:27.73	300m 2:58.03	350m 3:28.42	400m 3:58.81
		29.93	29.92	30.27	30.46	30.30	30.39	30.39
	450m 4:29.19	500m 4:59.52	550m 5:29.80	600m 6:00.27	650m 6:30.70	700m 7:01.40	750m 7:31.94	800m 8:02.50
	30.38	30.33	30.28	30.47	30.43	30.70	30.54	30.56
	850m 8:32.85	900m 9:03.47	950m 9:33.87	1000m 10:04.19	1050m 10:34.37	1100m 11:04.44	1150m 11:34.67	1200m 12:04.88
	30.35	30.62	30.40	30.32	30.18	30.07	30.23	30.21
	1250m 12:35.47	1300m 13:05.84	1350m 13:36.35	1400m 14:06.84	1450m 14:36.90			
	30.59	30.37	30.51	30.49	30.06	29.93		
<b>3</b>	<b>2</b>	<b>3</b>	<b>BULAKHOV Nikolay</b>	<b>12 MAR 1990</b>	<b>RUS</b>	<b>0.83</b>	<b>15:08.60</b>	<b>819</b>
	50m 27.48	100m 57.85	150m 1:28.27	200m 1:58.71	250m 2:28.96	300m 2:59.39	350m 3:29.62	400m 3:59.85
		30.37	30.42	30.44	30.25	30.43	30.23	30.23
	450m 4:30.02	500m 4:59.78	550m 5:30.07	600m 6:00.26	650m 6:30.48	700m 7:00.62	750m 7:30.90	800m 8:01.52
	30.17	29.76	30.29	30.19	30.22	30.14	30.28	30.62
	850m 8:31.96	900m 9:02.61	950m 9:33.44	1000m 10:04.33	1050m 10:35.11	1100m 11:05.62	1150m 11:36.10	1200m 12:06.43
	30.44	30.65	30.83	30.89	30.78	30.51	30.48	30.33
	1250m 12:37.34	1300m 13:07.99	1350m 13:38.83	1400m 14:09.66	1450m 14:40.55			
	30.91	30.65	30.84	30.83	30.89	28.05		
<b>4</b>	<b>1</b>	<b>4</b>	<b>PRENOT Josh</b>	<b>28 JUL 1993</b>	<b>USA</b>	<b>0.74</b>	<b>15:12.63</b>	<b>808</b>
	50m 27.55	100m 57.65	150m 1:27.90	200m 1:58.21	250m 2:28.66	300m 2:59.16	350m 3:30.09	400m 4:00.72
		30.10	30.25	30.31	30.45	30.50	30.93	30.63
	450m 4:31.47	500m 5:02.02	550m 5:32.60	600m 6:03.12	650m 6:33.99	700m 7:04.45	750m 7:35.05	800m 8:05.84
	30.75	30.55	30.58	30.52	30.87	30.46	30.60	30.79
	850m 8:36.43	900m 9:07.43	950m 9:38.56	1000m 10:08.99	1050m 10:39.71	1100m 11:10.46	1150m 11:40.84	1200m 12:11.44
	30.59	31.00	31.13	30.43	30.72	30.75	30.38	30.60
	1250m 12:42.23	1300m 13:12.92	1350m 13:43.29	1400m 14:13.66	1450m 14:44.13			
	30.79	30.69	30.37	30.37	30.47	28.50		
<b>5</b>	<b>2</b>	<b>5</b>	<b>SEREBRENNIKOV Daniil</b>	<b>2 OCT 1985</b>	<b>RUS</b>	<b>0.74</b>	<b>15:25.07</b>	<b>776</b>
	50m 27.34	100m 57.19	150m 1:27.10	200m 1:56.89	250m 2:27.22	300m 2:57.85	350m 3:28.45	400m 3:59.35
		29.85	29.91	29.79	30.33	30.63	30.60	30.90
	450m 4:30.38	500m 5:01.67	550m 5:33.00	600m 6:04.55	650m 6:35.87	700m 7:07.49	750m 7:39.01	800m 8:10.37
	31.03	31.29	31.33	31.55	31.32	31.62	31.52	31.36
	850m 8:42.03	900m 9:13.12	950m 9:44.22	1000m 10:15.54	1050m 10:46.92	1100m 11:18.39	1150m 11:49.99	1200m 12:21.27
	31.66	31.09	31.10	31.32	31.38	31.47	31.60	31.28
	1250m 12:52.62	1300m 13:24.13	1350m 13:54.85	1400m 14:25.99	1450m 14:56.31			
	31.35	31.51	30.72	31.14	30.32	28.76		
<b>6</b>	<b>2</b>	<b>8</b>	<b>SEDOV Maxim</b>	<b>30 APR 1992</b>	<b>RUS</b>	<b>1.27</b>	<b>15:30.28</b>	<b>763</b>
	50m 29.06	100m 59.78	150m 1:30.91	200m 2:02.15	250m 2:33.23	300m 3:04.63	350m 3:36.03	400m 4:07.23
		30.72	31.13	31.24	31.08	31.40	31.40	31.20
	450m 4:38.72	500m 5:09.98	550m 5:41.30	600m 6:12.41	650m 6:43.45	700m 7:14.57	750m 7:45.33	800m 8:16.61
	31.49	31.26	31.32	31.11	31.04	31.12	30.76	31.28
	850m 8:47.87	900m 9:18.87	950m 9:50.01	1000m 10:21.18	1050m 10:52.36	1100m 11:23.45	1150m 11:54.64	1200m 12:25.92
	31.26	31.00	31.14	31.17	31.18	31.09	31.19	31.28
	1250m 12:57.31	1300m 13:28.17	1350m 13:59.57	1400m 14:30.74	1450m 15:01.50			
	31.39	30.86	31.40	31.17	30.76	28.78		

Timing & Data Handling by OMEGA





# FINA/ARENA Swimming World Cup 2011

DUBAI STOCKHOLM MOSCOW BERLIN SINGAPORE BEIJING TOKYO

18-19 October 2011

## Event 118

19 OCT 2011 - 17:04

Men's 1500m Freestyle  
1500m Nage Libre Hommes

Fastest Heat(s)  
Série(s) rapide(s)



Event No. 18

Rank	Heat	Lane	Name	Date of Birth	NOC Code	R.T.	Time	FINA Points
7	2	4	<b>FENG Zhimin</b>	16 OCT 1989	CHN	0.70	<b>15:30.91</b>	761
	50m	100m	150m	200m	250m	300m	350m	400m
	27.87	57.83	1:28.13	1:58.38	2:28.89	2:59.52	3:30.33	4:01.08
		29.96	30.30	30.25	30.51	30.63	30.81	30.75
	450m	500m	550m	600m	650m	700m	750m	800m
	4:32.00	5:03.07	5:33.95	6:05.00	6:36.37	7:07.73	7:39.39	8:10.94
	30.92	31.07	30.88	31.05	31.37	31.36	31.66	31.55
	850m	900m	950m	1000m	1050m	1100m	1150m	1200m
	8:42.58	9:14.10	9:45.38	10:16.60	10:48.06	11:19.79	11:51.43	12:23.34
	31.64	31.52	31.28	31.22	31.46	31.73	31.64	31.91
	1250m	1300m	1350m	1400m	1450m			
	12:54.73	13:26.51	13:58.13	14:29.94	15:01.46			
	31.39	31.78	31.62	31.81	31.52	29.45		
8	1	6	<b>FEDOROV Alexander</b>	6 SEP 1994	RUS	0.67	<b>15:43.41</b>	731
	50m	100m	150m	200m	250m	300m	350m	400m
	28.30	59.17	1:30.47	2:02.37	2:33.85	3:05.70	3:37.35	4:08.95
		30.87	31.30	31.90	31.48	31.85	31.65	31.60
	450m	500m	550m	600m	650m	700m	750m	800m
	4:40.33	5:12.00	5:43.61	6:14.91	6:46.31	7:17.91	7:49.34	8:20.95
	31.38	31.67	31.61	31.30	31.40	31.60	31.43	31.61
	850m	900m	950m	1000m	1050m	1100m	1150m	1200m
	8:52.66	9:24.17	9:55.79	10:27.35	10:59.47	11:31.23	12:03.02	12:35.06
	31.71	31.51	31.62	31.56	32.12	31.76	31.79	32.04
	1250m	1300m	1350m	1400m	1450m			
	13:07.13	13:39.29	14:11.28	14:43.43	15:15.03			
	32.07	32.16	31.99	32.15	31.60	28.38		
9	2	1	<b>DMITRIEV Andrey</b>	5 APR 1991	RUS	0.82	<b>15:43.52</b>	731
	50m	100m	150m	200m	250m	300m	350m	400m
	27.79	57.70	1:27.86	2:02.37	2:32.19	3:02.89	3:33.81	4:04.88
		29.91	30.16	30.55	30.78	30.70	30.92	31.07
	450m	500m	550m	600m	650m	700m	750m	800m
	4:32.71	5:03.91	5:35.25	6:06.38	6:38.01	7:09.62	7:41.27	8:13.10
	30.83	31.20	31.34	31.13	31.63	31.61	31.65	31.83
	850m	900m	950m	1000m	1050m	1100m	1150m	1200m
	8:44.89	9:17.05	9:49.21	10:21.31	10:53.52	11:25.74	11:58.15	12:30.64
	31.79	32.16	32.16	32.10	32.21	32.22	32.41	32.49
	1250m	1300m	1350m	1400m	1450m			
	13:03.31	13:35.89	14:08.60	14:41.17	15:12.91			
	32.67	32.58	32.71	32.57	31.74	30.61		
10	1	2	<b>BELYAEV Sergey</b>	15 SEP 1992	RUS	0.79	<b>15:55.02</b>	705
	50m	100m	150m	200m	250m	300m	350m	400m
	28.32	59.01	1:30.64	2:02.67	2:34.72	3:07.04	3:39.21	4:11.31
		30.69	31.63	32.03	32.05	32.32	32.17	32.10
	450m	500m	550m	600m	650m	700m	750m	800m
	4:43.05	5:14.92	5:47.19	6:19.15	6:51.32	7:23.53	7:55.61	8:27.97
	31.74	31.87	32.27	31.96	32.17	32.21	32.08	32.36
	850m	900m	950m	1000m	1050m	1100m	1150m	1200m
	8:59.95	9:32.25	10:04.95	10:37.07	11:09.53	11:41.64	12:13.93	12:46.11
	31.98	32.30	32.70	32.12	32.46	32.11	32.29	32.18
	1250m	1300m	1350m	1400m	1450m			
	13:18.01	13:50.27	14:22.31	14:53.97	15:25.25			
	31.90	32.26	32.04	31.66	31.28	29.77		
11	1	3	<b>SKOMOROKHOV Evgeny</b>	22 SEP 1993	RUS	0.78	<b>16:03.28</b>	687
	50m	100m	150m	200m	250m	300m	350m	400m
	28.26	59.16	1:30.81	2:02.77	2:34.70	3:06.96	3:39.23	4:11.77
		30.90	31.65	31.96	31.93	32.26	32.27	32.54
	450m	500m	550m	600m	650m	700m	750m	800m
	4:44.20	5:16.49	5:48.97	6:21.47	6:53.73	7:25.99	7:58.16	8:30.46
	32.43	32.29	32.48	32.50	32.26	32.26	32.17	32.30
	850m	900m	950m	1000m	1050m	1100m	1150m	1200m
	9:02.76	9:34.92	10:07.12	10:39.56	11:11.72	11:43.96	12:16.26	12:48.98
	32.30	32.16	32.20	32.44	32.16	32.24	32.30	32.72
	1250m	1300m	1350m	1400m	1450m			
	13:21.65	13:54.62	14:27.21	15:00.27	15:32.60			
	32.67	32.97	32.59	33.06	32.33	30.68		
12	1	5	<b>BELYAEV Nikita</b>	27 SEP 1993	RUS	0.74	<b>16:06.89</b>	679
	50m	100m	150m	200m	250m	300m	350m	400m
	28.51	59.47	1:30.85	2:02.86	2:34.98	3:07.10	3:39.46	4:12.04
		30.96	31.38	32.01	32.12	32.12	32.36	32.58
	450m	500m	550m	600m	650m	700m	750m	800m
	4:44.72	5:17.42	5:49.87	6:22.38	6:55.07	7:27.65	8:00.20	8:32.89
	32.68	32.70	32.45	32.51	32.69	32.58	32.55	32.69
	850m	900m	950m	1000m	1050m	1100m	1150m	1200m
	9:05.44	9:38.52	10:10.89	10:43.23	11:15.34	11:47.61	12:19.90	12:52.20
	32.55	33.08	32.37	32.34	32.11	32.27	32.29	32.30
	1250m	1300m	1350m	1400m	1450m			
	13:24.85	13:57.68	14:30.47	15:03.42	15:35.95			
	32.65	32.83	32.79	32.95	32.53	30.94		
13	2	7	<b>OMELCHUK Yulian</b>	1 JAN 1994	UKR	0.70	<b>16:19.12</b>	654
	50m	100m	150m	200m	250m	300m	350m	400m
	28.16	59.75	1:31.29	2:03.14	2:34.84	3:06.75	3:38.75	4:10.81
		31.59	31.54	31.85	31.70	31.91	32.00	32.06
	450m	500m	550m	600m	650m	700m	750m	800m
	4:43.13	5:15.89	5:48.68	6:21.60	6:54.58	7:27.76	8:00.41	8:34.03
	32.32	32.76	32.79	32.92	32.98	33.18	32.65	33.62
	850m	900m	950m	1000m	1050m	1100m	1150m	1200m
	9:07.39	9:40.44	10:13.87	10:46.89	11:20.54	11:53.54	12:27.36	13:01.13
	33.36	33.05	33.43	33.02	33.65	33.00	33.82	33.77
	1250m	1300m	1350m	1400m	1450m			
	13:34.91	14:08.60	14:42.18	15:15.22	15:47.81			
	33.78	33.69	33.58	33.04	32.59	31.31		

Timing & Data Handling by OMEGA





# FINA/ARENA Swimming World Cup 2011

DUBAI STOCKHOLM MOSCOW BERLIN SINGAPORE BEIJING TOKYO

18-19 October 2011

## Event 118

19 OCT 2011 - 17:04

Men's 1500m Freestyle  
1500m Nage Libre Hommes

Fastest Heat(s)  
Série(s) rapide(s)



Event No. 18

Rank	Heat	Lane	Name	Date of Birth	NOC Code	R.T.	Time	FINA Points
14	1	7	<b>GROSHEV Sergey</b>	15 MAR 1993	RUS	0.81	<b>16:19.95</b>	652
	50m 28.52	100m 59.86	150m 1:31.82	200m 2:03.88	250m 2:36.21	300m 3:08.49	350m 3:40.83	400m 4:13.35
		31.34	31.96	32.06	32.33	32.28	32.34	32.52
	450m 4:46.25	500m 5:19.02	550m 5:50.41	600m 6:22.12	650m 6:54.16	700m 7:26.44	750m 7:58.74	800m 8:31.39
	32.90	32.77	31.39	31.71	32.04	32.28	32.30	32.65
	850m 9:03.86	900m 9:36.91	950m 10:10.42	1000m 10:43.75	1050m 11:17.18	1100m 11:50.62	1150m 12:24.09	1200m 12:58.13
	32.47	33.05	33.51	33.33	33.43	33.44	33.47	34.04
	1250m 13:31.70	1300m 14:05.68	1350m 14:40.15	1400m 15:14.37	1450m 15:47.73			
	33.57	33.98	34.47	34.22	33.36	32.22		

### LEGEND

R.T. Reaction time

Timing & Data Handling by OMEGA





# FINA/ARENA Swimming World Cup 2011

DUBAI STOCKHOLM MOSCOW BERLIN SINGAPORE BEIJING TOKYO

18-19 October 2011

## Event 123

19 OCT 2011 - 17:55

Women's 400m Individual Medley  
400m 4-Nages Femmes

Fastest Heat(s)  
Série(s) rapide(s)



## Results Summary

Synthèse des résultats

	Record	Splits	Name	NOC Code	Location	Date
<b>WR</b>	4:21.04	1:00.60	3:19.42	SMIT Julia	USA	Manchester (GBR) 18 DEC 2009
<b>WC</b>	4:22.88	1:01.68	2:10.57	3:22.75	MEAKLIM Kathryn	RSA Singapore (SIN) 22 NOV 2009

Event No. 23

Rank	Heat	Lane	Name	Date of Birth	NOC Code	R.T.	Time	FINA Points
1	2	5	<b>KATO Izumi</b>	24 MAR 1990	JPN	0.69	<b>4:34.00</b>	864
	50m	29.39	100m 1:02.80	150m 1:37.78	200m 2:12.01	250m 2:49.66	300m 3:27.64	350m 4:01.19
			33.41	34.98	34.23	37.65	37.98	33.55
								32.81
2	2	3	<b>FLICKINGER Hali</b>	7 JUL 1994	USA	0.74	<b>4:37.66</b>	830
	50m	29.66	100m 1:02.66	150m 1:38.02	200m 2:12.48	250m 2:54.06	300m 3:36.08	350m 4:07.85
			33.00	35.36	34.46	41.58	42.02	31.77
								29.81
2	2	1	<b>KIM Seo Yeong</b>	17 MAR 1994	KOR	0.76	<b>4:37.66</b>	830
	50m	29.26	100m 1:03.05	150m 1:38.58	200m 2:14.00	250m 2:53.84	300m 3:33.86	350m 4:06.55
			33.79	35.53	35.42	39.84	40.02	32.69
								31.11
4	2	4	<b>MARTYNOVA Yana</b>	3 FEB 1988	RUS	0.78	<b>4:38.20</b>	826
	50m	29.68	100m 1:03.09	150m 1:39.20	200m 2:14.06	250m 2:54.32	300m 3:34.78	350m 4:07.31
			33.41	36.11	34.86	40.26	40.46	32.53
								30.89
5	2	7	<b>KRASUYKOVA Kristina</b>	18 AUG 1995	RUS	0.88	<b>4:44.11</b>	775
	50m	29.91	100m 1:04.24	150m 1:40.86	200m 2:15.88	250m 2:56.73	300m 3:37.92	350m 4:11.41
			34.33	36.62	35.02	40.85	41.19	33.49
								32.70
6	2	6	<b>KOCHETKOVA Kristina</b>	27 JAN 1993	RUS	0.83	<b>4:48.00</b>	744
	50m	29.67	100m 1:03.53	150m 1:40.63	200m 2:16.93	250m 2:58.88	300m 3:40.36	350m 4:15.07
			33.86	37.10	36.30	41.95	41.48	34.71
								32.93
7	2	2	<b>MARKOVA Anna</b>	9 SEP 1988	RUS	0.87	<b>4:48.22</b>	742
	50m	31.05	100m 1:05.86	150m 1:42.75	200m 2:19.11	250m 3:00.51	300m 3:41.95	350m 4:15.82
			34.81	36.89	36.36	41.40	41.44	33.87
								32.40
8	2	8	<b>VINOKURENKOVA Natalia</b>	23 JUN 1983	RUS	0.80	<b>4:51.98</b>	714
	50m	30.61	100m 1:05.71	150m 1:42.65	200m 2:19.36	250m 3:00.25	300m 3:42.67	350m 4:18.03
			35.10	36.94	36.71	40.89	42.42	35.36
								33.95
9	1	5	<b>NAZAROVA Irina</b>	20 MAY 1993	RUS	0.75	<b>4:54.79</b>	694
	50m	30.94	100m 1:06.05	150m 1:43.32	200m 2:19.88	250m 3:02.50	300m 3:45.45	350m 4:20.95
			35.11	37.27	36.56	42.62	42.95	35.50
								33.84
10	1	6	<b>ANDREEVA Ekaterina</b>	5 JUL 1995	RUS	0.88	<b>4:58.93</b>	665
	50m	31.64	100m 1:08.55	150m 1:46.78	200m 2:24.22	250m 3:05.87	300m 3:48.43	350m 4:25.00
			36.91	38.23	37.44	41.65	42.56	36.57
								33.93
11	1	2	<b>TSENG Wei Wen Rachel Marjorie</b>	3 MAR 1998	SIN	0.71	<b>5:23.94</b>	523
	50m	33.37	100m 1:13.64	150m 1:57.20	200m 2:39.65	250m 3:26.39	300m 4:13.59	350m 4:49.51
			40.27	43.56	42.45	46.74	47.20	35.92
								34.43
	1	3	<b>SAGIROVA Aygul</b>	16 OCT 1993	RUS		<b>DSQ</b>	
	1	4	<b>ZAPATRINA Valentina</b>	1 JAN 1988	RUS		<b>DSQ</b>	

### LEGEND

DSQ Disqualified

R.T. Reaction time

Timing & Data Handling by OMEGA

